



SCHOOL OF MEDICINE

UNIVERSITY OF NEVADA, LAS VEGAS

Medical Education Building Plans and Specifications Conceptual

JANUARY 13, 2020

UNLV

tsk / co ARCHITECTS

Mr. David Frommer
Associate Vice President of Planning, Construction, and Real Estate
UNLV Planning & Construction
4505 S. Maryland Parkway
Box 451027
Las Vegas, Nevada 89154-1027

January 13, 2020

Mr. Frommer,

We are pleased to submit this program verification and pre-schematic design document in support of the ongoing Medical Education Building design effort for the School of Medicine. As you are aware, between June and November, 2016, TSK and CO Architects were engaged with the School of Medicine and Planning & Construction in a preliminary programming phase to assist the School of Medicine in determining space needs. The final product of that effort provided a basis for the design team to engage specific user groups to develop the conceptual program into a more refined and definitive program.

The detailed programming effort began in April, 2017 with a visioning workshop. The workshop was designed to create a forum for the discussion of current and future trends in Simulation/Skills and Learning Environments, Office Environments, and Library/Study Environments. Leaders in each of these fields from outside the project team were brought in to present the current and future trends in these focus areas and then participate in breakout sessions with representatives from the design team and UNLV. The visioning workshop helped the design team understand the School of Medicine's appetite to implement some of these trends and provided a forum for UNLV to explain how these may or may not align with the curriculum and vision of the School.

Three subsequent workshops were held in May and June of 2017. These workshops were organized to engage specific user groups in detailed discussions in order to refine the program requirements and test spatial assumptions. The focus groups included: Administrative Workplace, Building Services, Classrooms, Clinical Skills and Simulation, Community Life, Library and Virtual Anatomy. Each workshop began and concluded with an Executive Committee Meeting to provide leadership a brief of the progress, issues to be discussed by the user groups, and a summary of the discussions.

Beginning in August 2019, the design team held Program Validation workshops with the School of Medicine, University Libraries, Planning and Construction, and the State Public Works Division to review the needs of the School and refine the program in anticipation of the beginning of the Schematic Design phase with the State Public Works Division - for a project scope and budget of 125,000 square feet and \$125 million. A workshop was held with the faculty to better understand their goals and aspirations for the School and the new Medical Education Building, followed by sessions with each of the focus groups identified above, where the program elements were reviewed in detail and modifications made. At an exit session with the Executive Committee, further refinements were made to align the program square footage allocation with the requirements of the State Public Works Division.

Attached is a detailed breakdown of the program area assignments, room data sheets representing the spatial studies and organizational arrangements for the primary program spaces, and conceptual stack and block scenarios in support of the pre-schematic design effort. The data provided in this report will serve as the primary means for the design to communicate owner/user space requirements to the consultant team during the schematic design phase.

We thank you for the effort, participation and priority placed on this process by UNLV staff and faculty. Their input and insight has been invaluable.

Respectfully Submitted,

J. Windom Kimsey
President & CEO

LIST OF PARTICIPANTS

UNLV School of Medicine

Barbara Atkinson	Founding Dean, Special Advisor for Community Relations and Accreditation
John Fildes	Interim Dean, School of Medicine
Samuel Parrish	Senior Associate Dean for Student Affairs and Admissions
Joann Strobbe	Senior Associate Dean for Finance and Administration
Ann Diggins	Director of Admissions and Student Affairs
Edward Simanton	Director of Educational Outcomes and Assessment
Neil Haycocks	Interim Vice Dean for Academic Affairs and Education
Corrin Sullivan	Director of Curriculum
Anne Weisman	Director of Wellness & Integrative Medicine
Wonda Riner	Director of Academic and Learning Technology
Cindy Stella	Director of Student Financial Services
Kim Case-Nichols	Director of Space Management
Benita Wolff	Director of Diversity & Inclusion
Adeste Sipin	Coordinator of Academic Support Services
Zareen Akbal	Administrative Assistant - Academic Affairs
Johan Bester	Director of Bioethics
Kate Martin	Associate Dean for GME and Designated Institutional Official
Michael Gardner	Vice Dean of Clinical Affairs
Adib Rodriguez Solares	Interim Chair, Pediatrics
Alison Netski	Chair, Psychiatry and Behavioral Health
Buddha Dawn	Chair, Internal Medicine
Charles St. Hill	Chief, Surgical Oncology
Elissa Palmer	Chair, Family Medicine
Gary Shen	Assistant Dean of Clinical Education
James Alexander	Chair, Obstetrics and Gynecology
Laura Culley	Associate Dean of Community Engagement
Mark Guadagnoli	Associate Dean of Faculty Affairs, Chair, Medical Education
Michael Daubs	Chair, Orthopedics
Parvesh Kumar	Chair, Radiation Oncology, Director, Cancer Program, Vice Dean of Research
Richard Baynosa	Chair, Plastic Surgery
Robert Wang	Chair, Otolaryngology
Rosalie Kalili	Assistant Professor, Internal Medicine
Chris Heavey	Interim Executive Vice President & Provost
Dawn Nielson	Special Assistant to the President
Christian Borashan	Medical Student, 2 nd Year
Kelsy Kincaid	Medical Student, 2 nd Year

Clinical Simulation Center of Las Vegas

Jackie Kinsey	Director of Operations
---------------	------------------------

UNLV Libraries

Maggie Farrell	Dean of University Libraries
Jason Aubin	Director of Space Management
Mellanye Lackey	Director, Health Sciences Library
Kathryn Houk	Health Sciences Librarian
Angela Ayers	Executive Assistant
Ruby Nugent	Dental Medicine Liaison Librarian
Aidy Weeks	GME Liaison Librarian & Collections Manager

UNLV Office of the President

Gillian Barclay	Academic Health Specialist
-----------------	----------------------------

UNLV Planning and Construction

David Frommer	Associate Vice President of Planning, Construction, and Real Estate
John Treston	Director of Design & Associate University Architect
Scott McClure	Director of Planning & Facility Partnerships
Nichole Staker	Planning & Construction

Nevada State Public Works Division

Ward Patrick	Administrator
Kent LeFevre	Deputy Administrator
Benton Marshall	Chief of Design
Wilfred Lewis	Project Manager

TSK / CO Architects

Windom Kimsey	President / CEO - TSK
Mike Purtill	Vice President - TSK
Robert Hersh	Project Architect – TSK
Scott Kelsey	Managing Principal - CO Architects
Arnold Swanborn	Principal / Lead Designer - CO Architects
Lilit Tegelecian	Project Coordinator - CO Architects
Jon Kanda	Principal – CO Architects

The Whiting-Turner Contracting Company

Zach Crane	Project Executive
Joe Swanson	Lead Project Manager
Josh Dickson	MEP Manager

TABLE OF CONTENTS

School Vision	3
Program Overview	11
Program Summary	13
Detailed Program & Room Data	15
Classrooms	17
Clinical Skills, Simulation & Anatomy	27
Community Life	59
Learning Resources Center	73
Administration & Building Support	83
Conceptual Design	103
Concept Narrative	105
Stack & Block: The Podium	107
Stack & Block: The Street	117
Expansion Scenarios	127
Appendix	
Stack & Block Development	131
Team Charette	148
Narrative	151
History of Las Vegas	152

SCHOOL VISION

To kick off the current phase of development for the Medical Education Building, the design team held a visioning session with the Executive Committee and department heads, along with current student representation, as well as representatives from Planning and Construction and the State Public Works Division.

Attendees were divided into four teams, and asked to respond the following, all focused on the themes of Vision, Students, Community, and Building:

- Describe your vision/mission for the school.
- What is our community – and our alliances? How will the School catalyze change? What is the role of the school in this community?
- Who are our students? What is their future, skills, and how will they practice?
- What characteristics should the building manifest? e.g. wellness, sustainability, community amenity, lifelong learning, etc.

Answers were placed on individual post-it notes, which the teams then arranged into groups based around commonalities. The results of this visioning session, which can be found on the following pages, were then synthesized into a mind map; a tool for the design team to use as a guide throughout the design process.



VISION / MISSION FOR SCHOOL

Change & Innovation

Innovative
Innovative - Be At Forefront Of New Ideas
Game Changer
Trend Setting
Forward Thinking
Groundbreaking
Catalyst For Medical Revolution
Transformational Change For Medicine In Our Community
Funnel For Medical Entrepreneur
Provide Back Fill Allied Schools
High Technology
Interactive
Reliable, Embedded, Efficient

Diversity & Inclusion

Diversify The Economy
Diversity In Student Body, Faculty & Staff
Increase Access Of Diverse Students To Careers In Medicine
First Generation Higher ED Students
Inclusive Place Of Gathering Of Health Professionals
Collaborative
Welcoming
Welcome Embrace For Students
Comfortable Space For Students
Service & Community
Integrated

Excellence Leadership

Leaders In Excellence
Provide Southern Nevada With Excellent Medical Education
Leading Medicine Southern Nevada
Best In Nevada
Provide Southern Nevada With Excellent Health Care
Excellence In Education, Research, Clinical Activity, Community Service
Educational Excellence - Leader In Medical Education
Leaders
Nationally Recognized Education + Scholarship
Make Las Vegas Into A First-Class City
Educate / Train Excellent Medical Professionals

Serve Southern Nevada

Serve Nevada
Serve Southern Nevada
To Enhance And Improve Medical Care Within Las Vegas Valley & Southern Nevada
Build A Healthier Nevada
Cornerstone For Academic Medicine In Southern Nevada
Collaborative Learning Environment
Engagement
Anchor For Medical District
Educate World-Class Physicians Who Will Improve The Access To Quality Healthcare In Nevada
Economic & Efficient Building That Allows UMC To Support Needs Of Nevada
Retain Doctors
Patient Oriented
Responsive Caring Professional
Connect Students, Faculty, Staff, Doctors With The Community
Outstanding Interactions With All Schools Of UNLV & Infrastructures Of UNLV
Healthcare Leadership In The Community
Outreach

Wellness & Professionalism

Wellness
Focus On Health Outcomes
Committed To Fixing Health Disparities
Complimentary With Other Allied Health Sciences
Adaptable
No Silo-ed Space
Affordability (Students & Community)
Passionate Professionals
To Educate And Operate Along The Highest Moral And Ethical Standards
Optimize Resources
Advance Scholarship In Medicine, Med Education, Bioethics + Policy
Creative Spaces
Student Centric
A Place Students Want To Spend Time In
Build On Success
Place Of Welcoming Inspiration For "Potential" Students

WHO IS OUT COMMUNITY

Partnerships

UNLV Campus - Medical District - Clark CO. - Southern Nevada
UNLV
Health & Medical Community
(1) Business Community + Groups: Resorts, Hospitality
(2) Political Community: State Government + City Government
More Student
NSC
CSN Med School
Med District
Connector Of Medical District
Other Services Retail
Dentistry
Nursing
Research
Alliance with UNR SOM (healing needs to happen)
Teaching Hospital Relationships
Critical Care Partner
Alliances With Casinos
Alliances With Public Schools
Alliances With Practicing Physicians + Hospitals
Academic Alliances With Other UNLV Schools Other Nevada Private University
Our Alliances Are Community Doctors, Hospitals, Insurers, Not For Project Community Organizations
Medical Alliances With All Nevada Systems And In Southern Nevada
The School (SOM, UNLV, etc.) Will Serve As A Partner
In Developing 9 Providing Excellent Healthier In The Southern Nevada Region
All City And Rural Hospitals
City Of Las Vegas
Community Las Vegas
Clark County School District Outreach
Clark County / UMC
Our Community Is Population Of Southern Nevada
Nevada Community
RTC
Community Rural Nevadans
Southern Nevada Valley
Southern Nevada Community At Large
State Of Nevada
Legal / State Admin
State Executive Branch
Government / Community Events
National Medical Community

Cutting Edge

Comprehensive Health Sciences Center
Attract Best & Brightest To The Valley
How Will Business Change In NV When Healthcare Sector Grows
How Will SOM Focus Energy Toward Healthy Lifestyle Rather Than Care Of Diseases
To Be A Leader In Medical Education Nationwide / Be The Spokesperson For Las Vegas Valley
Create + Insist On High Quality Medicine
Contemporary Curriculum That Can Change To Reflect Future Needs
(The School Will) Catalyze The Proliferation Of Academically-Oriented Medicine In LV
Diverse Strong Leadership Champion Innovation
Service Leader
Use Of The Best Latest Technology To Train Future Healthcare Professionals
Academic Medicine Catalyze Change In How Medicine Is Practiced In NV
Be Extraordinary In A Place That Always Pushes Extremes - No Limits
School Will Be Seen As Leader In Diversity + Acceptance
School Will Boost LV Confidence
The SOM Has No Natural Enemies In LV, Only Potential Partners

Support / Outreach

Community Is: All Young People Who Might Think About Medicine
Role In Community
(1) Bring Academic Medicine Expertise + Knowledge (2) Build And Create Infrastructure
(3) Improve Wellbeing Of The People Of Southern Nevada (4) Financial (eg. Cleveland, Pittsburgh)
Community Involvement Throughout All 4 Years
Identify At-Risk Populations Via Involvement And Instigate Change
Forge Relationships With Community Members + Build Their Trust In Las Vegas Healthcare
Through Outreach Build Strong Alliances With Local High Schools & Community Colleges
Our Role Is To Teach The Community And Learn From The Community
Community Is Local + Regional / How Do We Connect With Them?
Our Community Is Diverse And School Should Reflect
How Does This Campus Include The Neighbourhood And Foster Connectivity?
Our Community Is A Big Family / Our Community Is Resilient
School Will Strengthen The Community Around Health
Community Outreach Reaching Out To Local Residents To Understand Who They Are Treating
Educate Community About Academic Medicine
The School Is Of Second For The Community
Affordable Health Care In The Valley For Everyone

Educate, Advise & Training

Training
Create Lifelong Learning
Students Can Act As Ambassador Of Change In Region
Promote, Support And Provide Service For A Healthy / Well Community
Emphasis On Preventative Health
Teach Students How To Touch Patients With Empathy

WHO ARE OUR STUDENTS

Connected To NV

Students Who Reflect Our Community
Documented Connection To State
Vegas / Nevada Born!
Nevada Connected
Our Students Are Representatives(Ambassadors) Of / For Nevada
Large Percent In State / They Stay Here!
(They Are) Nevadans (Real Or Honorary)
Our Students Will Return To Nevada To Practice Medicine
The Graduated Are Likely To Select UNLV For GME Programs + Practice In State
Very Diverse And Connected To Nevada
Reflect Community Make-up

Who We Are: Diversity

Diverse
Our Students Are All Young People In Or Out Of The Class Diverse
Diverse Students Body To Cultivate A Diverse Medical Workforce For A Diverse Community
Diverse Students Body To Cultivate A Diverse Medical Workforce For A Diverse Community
Diverse (Economic, Ethnic, Gender)
Diverse, Driven
Global
The Future Of Medicine / Diverse / Community Ambassadors
Bilingual Multilingual Bi/Multi Cultural
First Generation Diverse Medical Students
Our Community
Our Students Are US / They Reflect Our Community
First Generation To Go To College
Our And Our Neighbors, Kids (The Kids That Served Us At Mcdonald's)
1/3 First Generation Higher Educated
Students (I Hope Will Be) Diverse / Leaders / Committee Of NV / Hardworking / Passionate

Skills Tech Capable

Skills: Everything
Technology Driven
Technical + Social Capable
With Current Technology
With Evolving Technology / Flexibility
Robotics
Telemedicine
Both Primary And Specialty Practice
Practice Exposure To Options
Specialists
Clinical Reseachers
50-50 Inpatient Outpatient
(They Will Practice) Scientifically Sound Evidence-Based Medicine
Their Skills Will Be Based On The Investments We Make In Them Now!
Practice Should Explore New Models Of Care To Meet Needs Of The Underserved
Students Who Can Go Into Different Specialities - Much Need Is Southern Nevada For Many Specialties
Student Skills Must Include Community And Cultural Awareness

Attributes

Students Learn To Treat People. Students Use Knowledge Of Community To Understand Patients Better
With Empathy
Self Wellness
Strong Focus On Serving The Community, Bettering Society, And Professional Obligations To Patients + Communities
Promote Equality
Compassionate Practice
Collaborative Medical / Health Practice
Creative New Fresh Ideas
Proactive
Smart And Full Of Energy
Our Students Will Practice In An Educating, Continuously Changing Environment Throughout Their Careers
Trailblazers Whole
Forward Thinking
How Will They Practice Be Flexible As Medicine Changes
Their Practice Will Be Based On How Well We Manage State / University Funds
Future For Students (1) Lifelong Learners / Role Models
(2) Committed To Community
(3) Flexible
(4) Work On Health Policy To Determine Future
Healthy Nevada

WHAT SHOULD BUILDING MANIFEST

Wellness

Reflect Wellness
Wellness For Students, Faculty Staff, Community Integration
Wellness For Student / Faculty Staff Of Community
Humane
Promote Wellness
Building & Design Should Embody Wellness In Design And Function
Windows + Natural Light = Wellness
Natural Light
Eliminate Claustrophobia
Eliminate Tension Space
Levity Room-To-Breathe
Health & Counseling Center
Healthy Building

Welcoming / Community

Welcoming
Welcoming & Silo-Less
Welcoming, Connect With Community Build
Open But Welcoming
Welcoming To Medical & Health Community
A Welcoming Space That Reflects Our Values
Open / Inviting With A Healing For The Soul
Open Collaborative Space
Connective
Community Focus
Sense & Community
Help Change Las Vegas Medical District
Place Of Gathering
Sense Of Place
Reflect Las Vegas Community Context
Health & Medicine Is Important In Las Vegas, Southern Nevada
The Building Will Serve As An Anchor For The SOM Community
Engagement & Collaborative
Efficient (Green & Use Of Space)
Embrace Franky's
Balanced
Iconic Cornerstone Of Our Community
Innovative Opportunity

Budget

On Budget With Necessary Scope To Function
(Building Will Manifest) Careful Stewardship Of Public Money
Built With Thought On Budgeted Facilities Management
Reliable

Flexible

Flexibility So Can Respond To Changing Need
Flexible Space
Selection Types Space
Flexible Technology
Flexible / Adaptable
Changing
Adaptable (Educational Methods Will Change)
Built With/MP. In Mind
Connectivity To Exterior
Use Of Exterior Space

Amenities

Support For Personal Needs - Gym / Food / Recreation As Well as Education
Create Partnership With Community / Create Critical Mass For Food
Healthy Quick Meals
Coffee Affordable Food
Student Lounge With Own Food
High Quality Training & Education Space
Parking For All!
Office Space For All!
(These Communicate To Faculty Whether They Matter Or Not)

Sustainable

A Very Safe Comfortable Environment
Building Should Be Very Environmentally Friendly Without Busting The Budget
Solar, Let's Go Green
Green Building
Durable / Sustainable Materials That Encouraged This Learning / Healing Process
NET ZERO
Sustainable, Inspiration For Construction Around Nevada
Beauty + Connection To LV And Our Environment

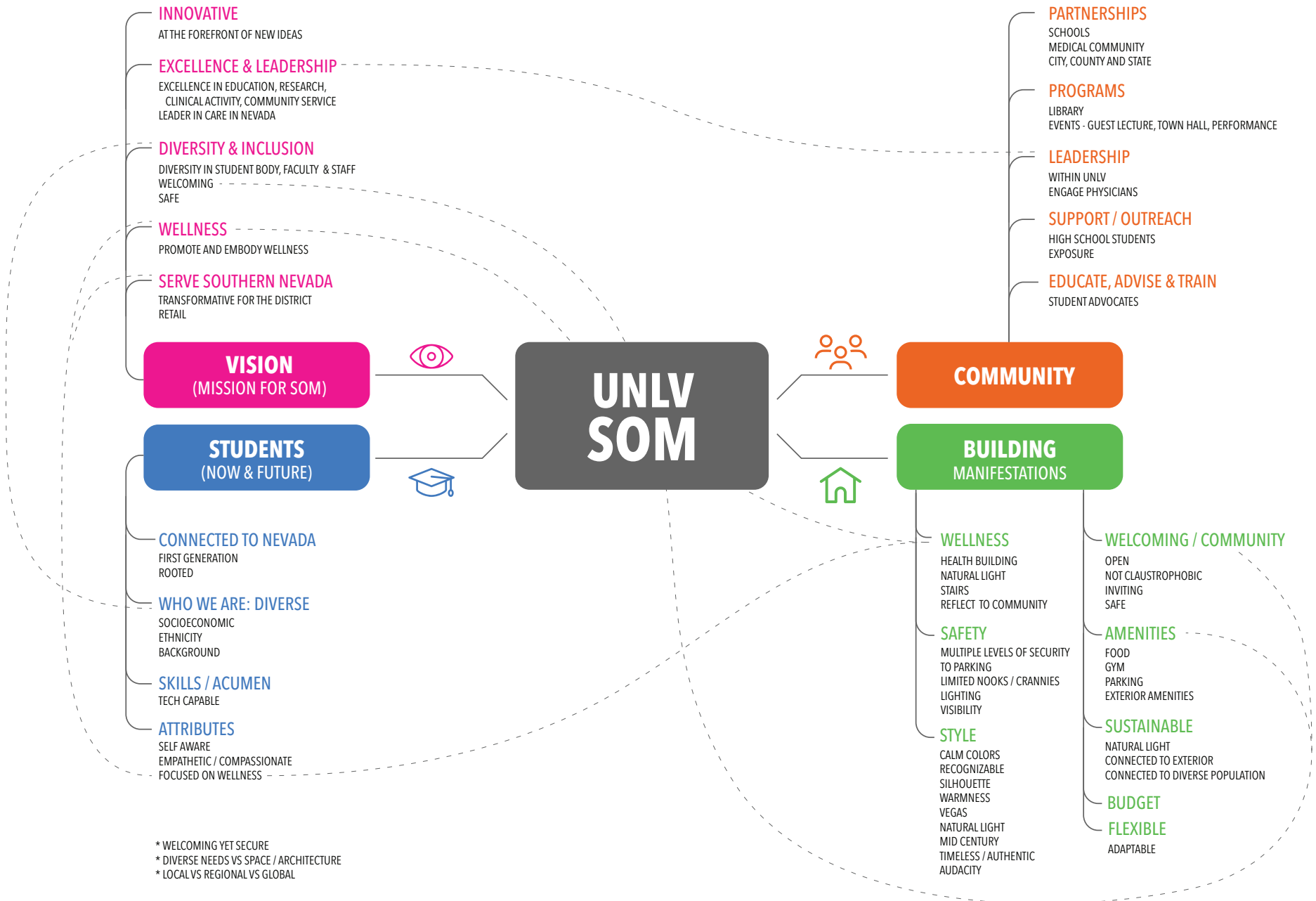
Safety

Secure
Safety
Modern Warmth w/ Transparency For Safety

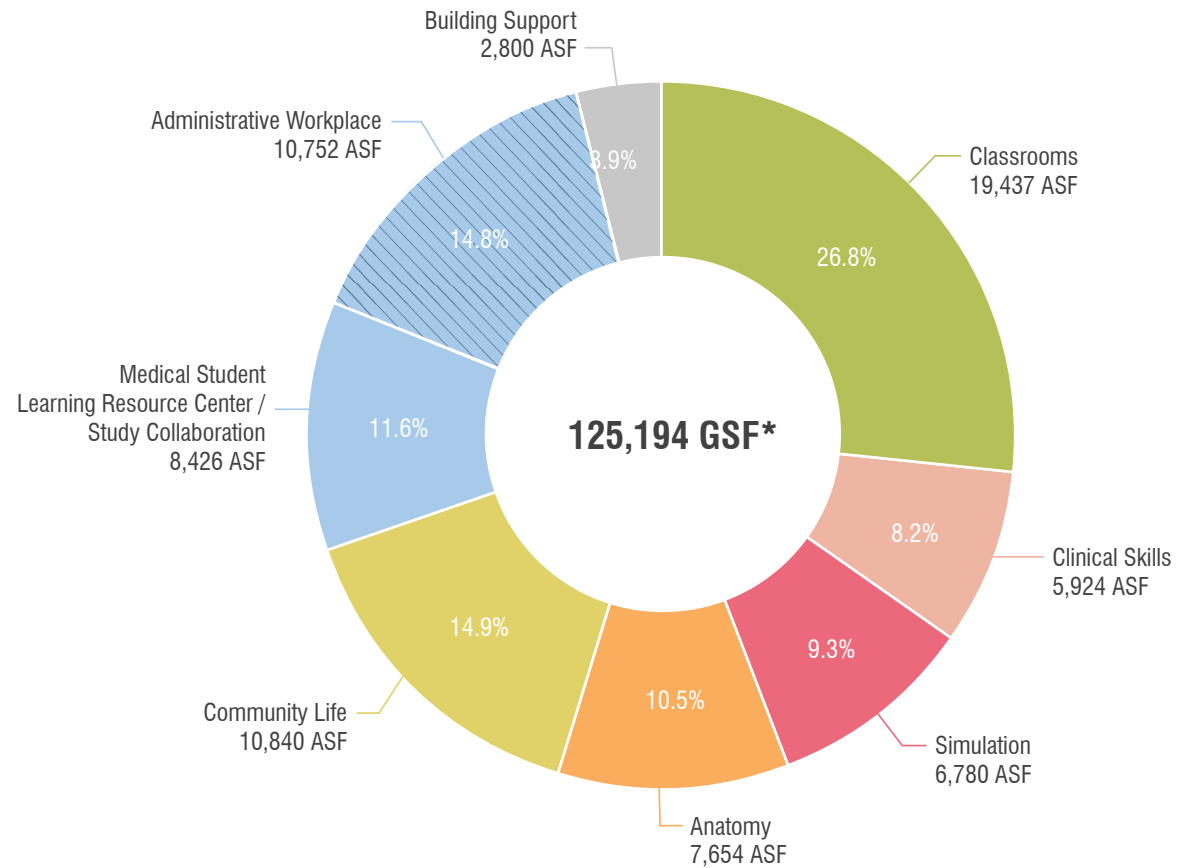
Style

Las Vegas Is Known For Beautiful + Unique Buildings That Are Welcoming
Consideration For Local Flora, Colors & UNLV Branding
Classic Vegas Style (Mid Century)
Celebrate Las Vegas (Views / Mid Century)
Stand Out / This Building Should Fit With That Theme
Simply Complex
Timelessly Contemporary & Relevant
Non-Traditional
Building Should Be Bold And Instill Pride In Our Town
Innovative
Inspiration
Set Standard For Future Building
Inspire Future Faculty / Students To Join UNLV





program **OVERVIEW**



**Study near conclusion to validate design space program with class scheduling and utilization assumptions. Space program impacts anticipated to be minor.*

UNLV School of Medicine - Class of 120 Students: Validation 1

TSK / CO Architects
9/10/2019

Space Type	ASF TOTAL	% of Total	Notes
Classrooms	19,437	26.77%	
Clinical Skills	5,924	8.16%	
Simulation	6,780	9.34%	
Anatomy	7,654	10.54%	
Community Life	10,840	14.93%	
Medical Student Learning Resource Center / Study Collaboration	8,426	11.60%	
Administrative Workplace (student facing)	10,752	14.81%	
Building Support	2,800	3.86%	
TOTAL ASF	72,612	100.00%	
Grossing Factor	58%		Changed grossing factor to 58%
SUBTOTAL GSF	125,194		

detailed program & room data

classrooms

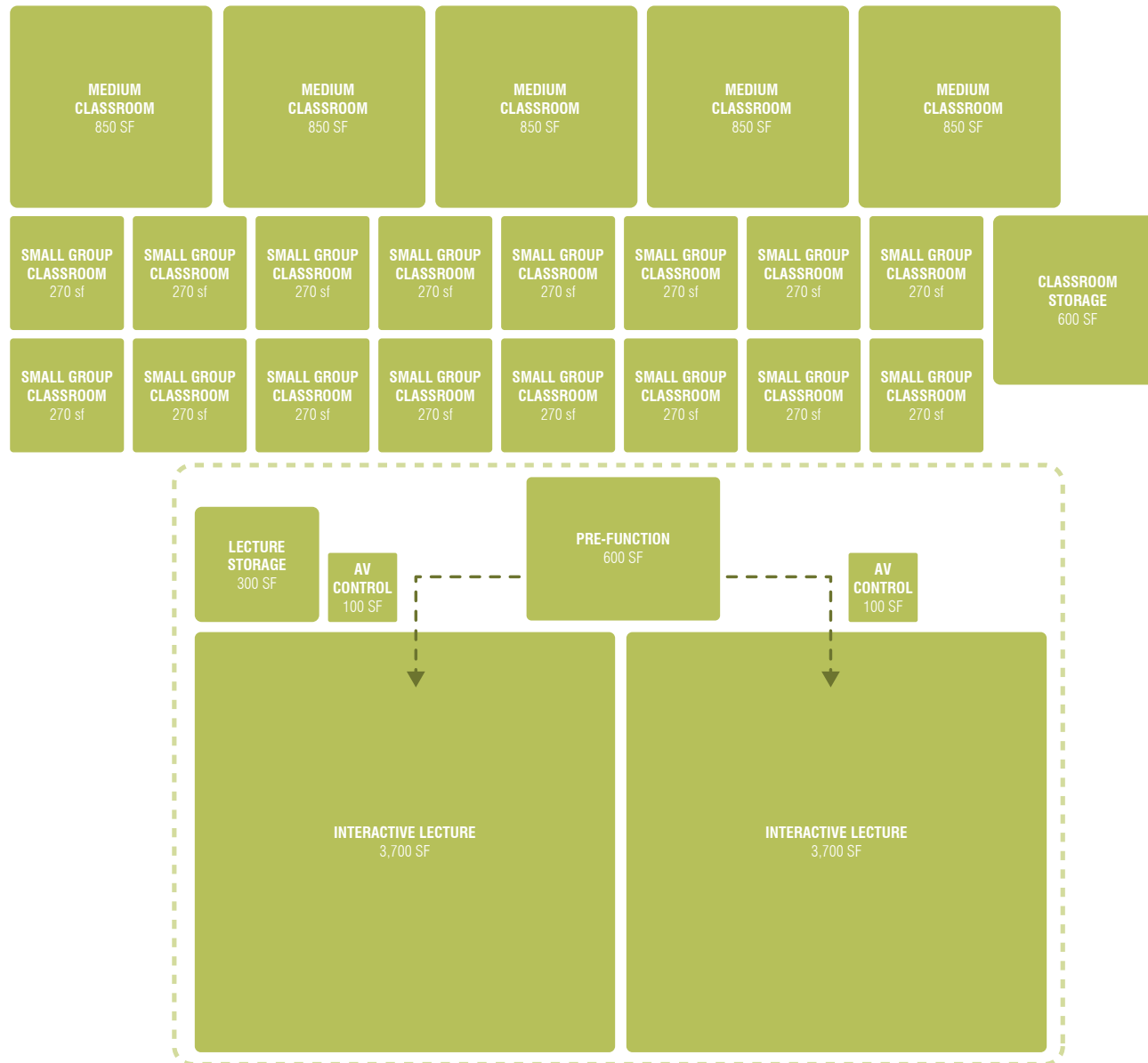
program & room data

UNLV School of Medicine - MEDICAL EDUCATION BUILDING

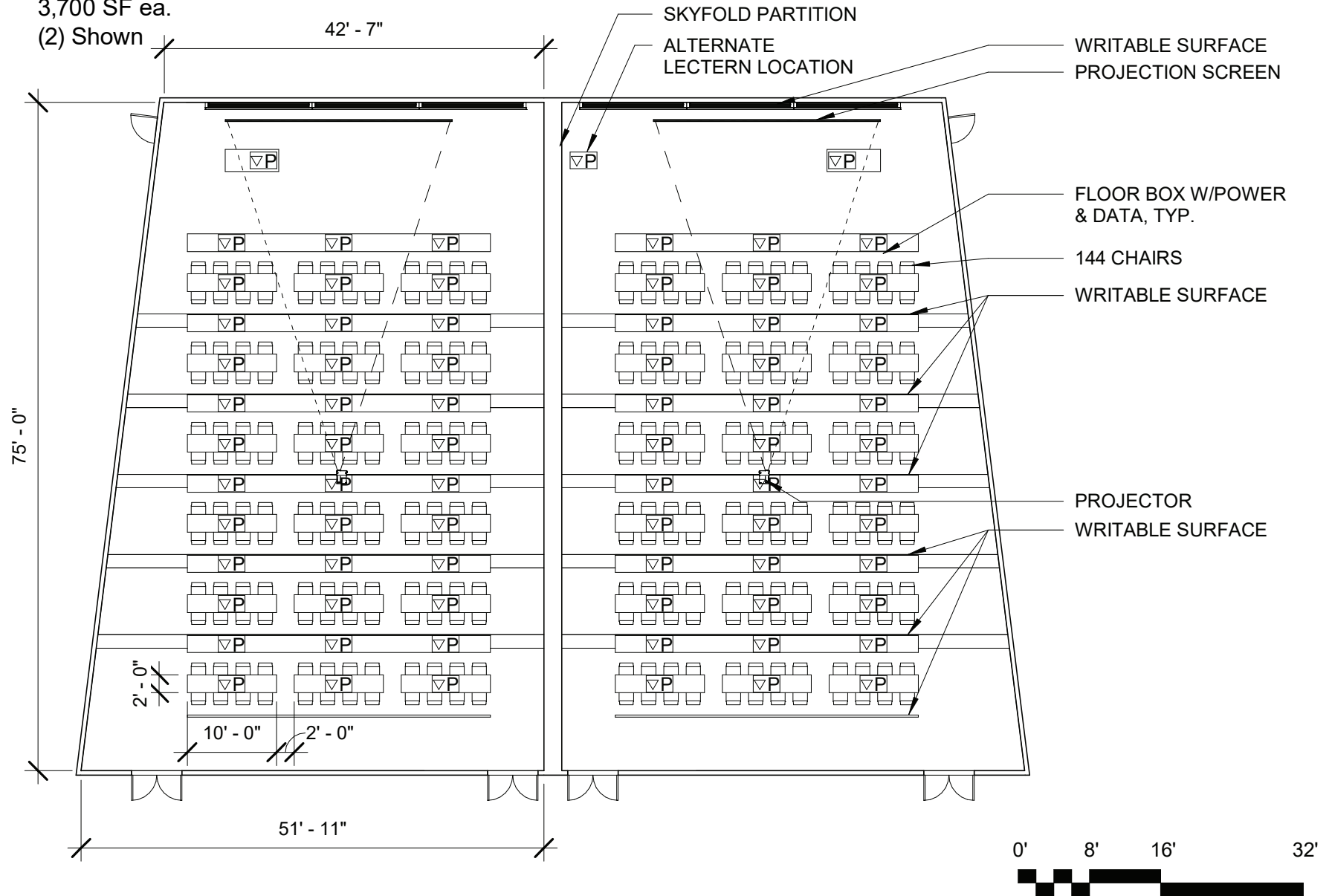
TSK / CO Architects
9/10/2019

Space No.	Program	Quantity	No. Seats	ASF Each	ASF Subtotal	Notes
CLASSROOMS						
CR 1.00	Interactive Lecture	2	132	3,700	7,400	Using 28sf per seat
CR 1.01	Interactive Lecture Storage	1		300	300	
CR 1.02	Medium Classroom (30 people)	5	30	850	4,250	Reduced quantity from 7 to 5, increased from 20p to 30p
CR 1.03	Small Group Classroom (10 people)	16	10	270	4,320	Reduced quantity from 18 to 16
CR 1.04	Pre-Function	1		600	600	
CR 1.05	Classroom Storage	1		600	600	Reduced size from 920
CR 1.06	AV Control	2	2	100	200	
	Circulation @ 10%				1,767	
Subtotal - Classrooms					19,437	

Classrooms 19,437 ASF (@ 10% Circ)

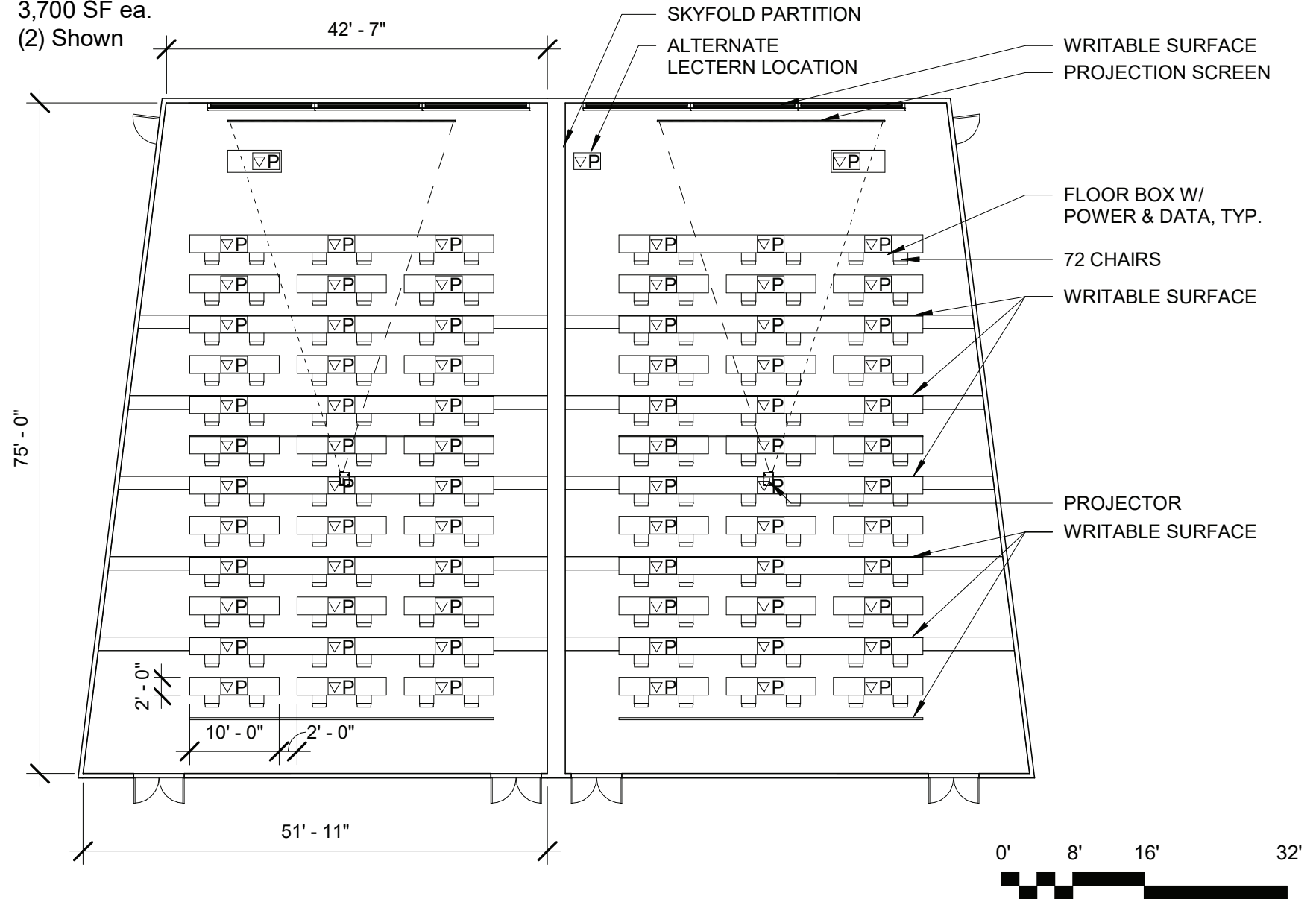


Room Code: CR 1.00
Room Name: Interactive Lecture (132p)
Space Type: Classrooms
Area: 3,700 SF ea.
Quantity: (2) Shown



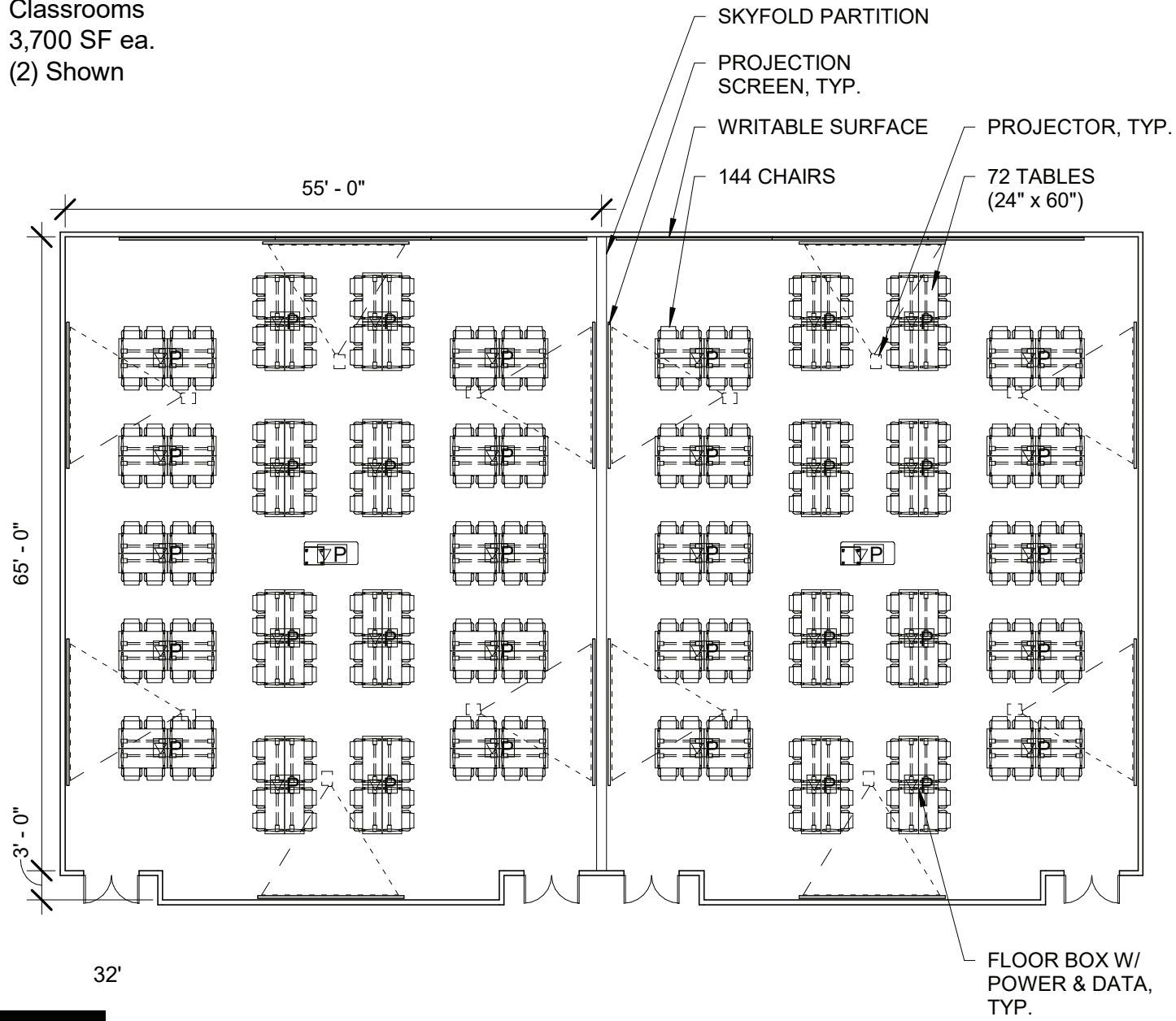
SCALE : 1/16" = 1'-0"

Room Code: CR 1.00
Room Name: Interactive Lecture (132p) - Testing
Space Type: Classrooms
Area: 3,700 SF ea.
Quantity: (2) Shown



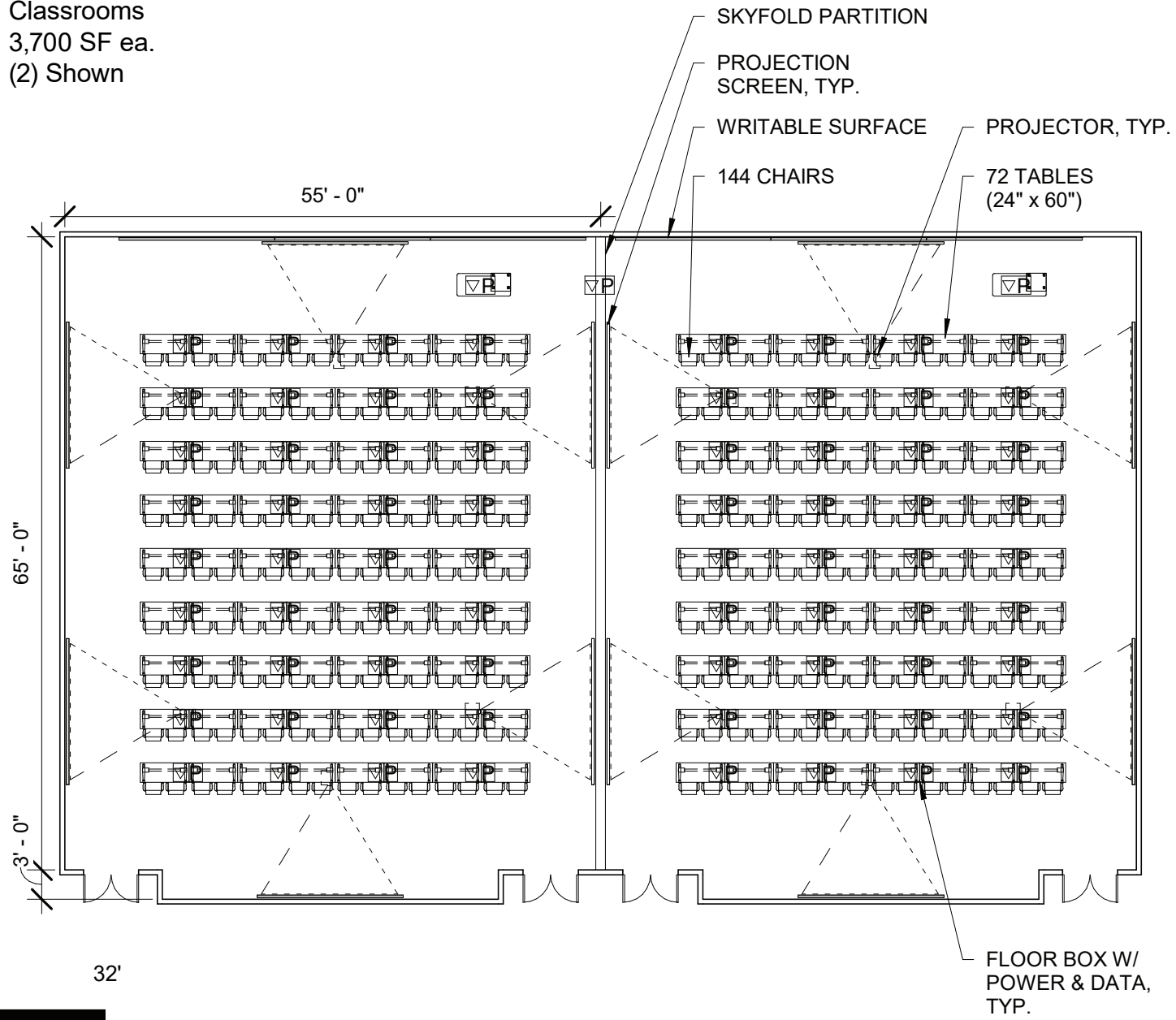
SCALE : 1/16" = 1'-0"

Room Code: CR 1.00
Room Name: Learning Studio (132p)
Space Type: Classrooms
Area: 3,700 SF ea.
Quantity: (2) Shown



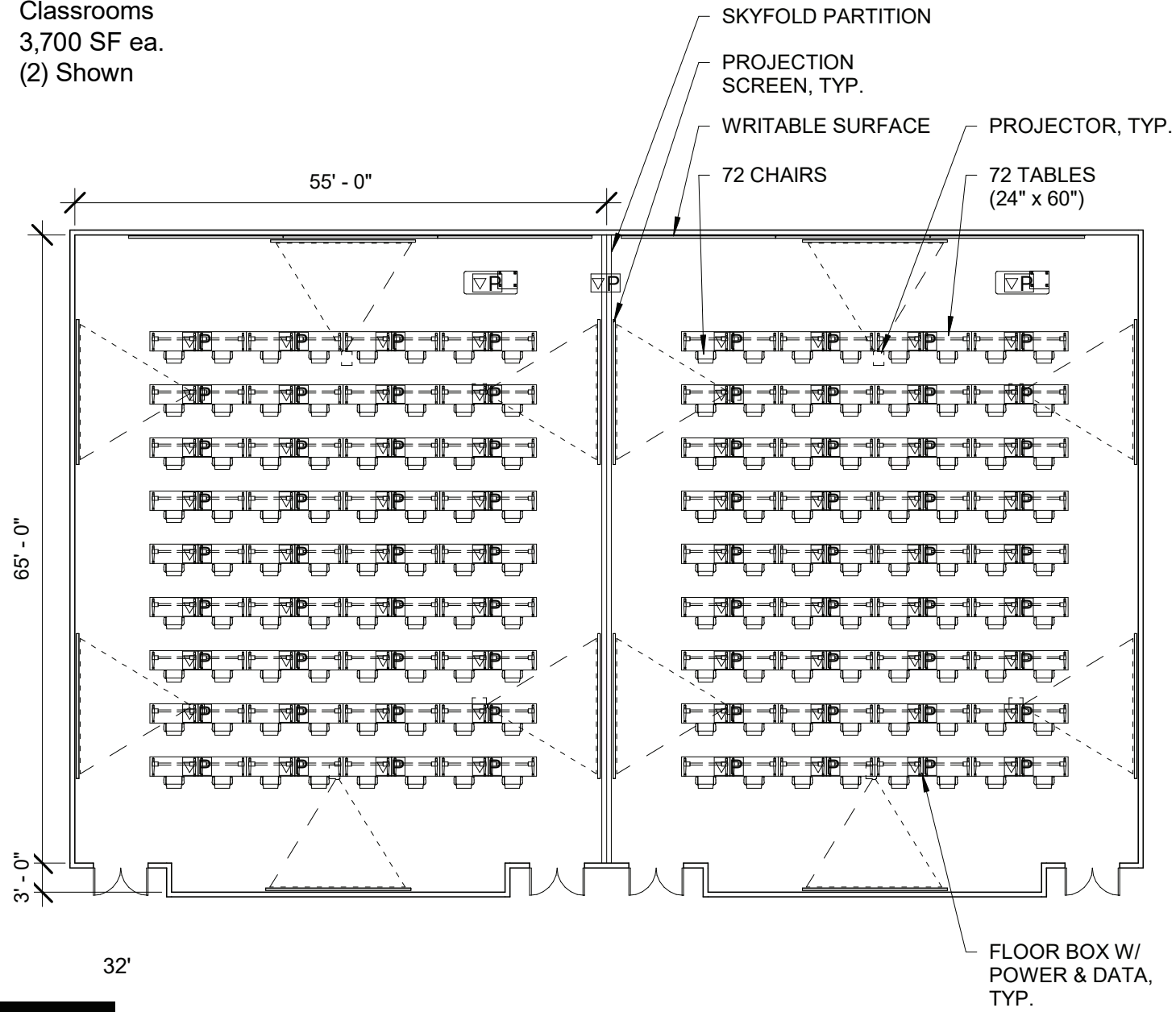
SCALE : 1/16" = 1'-0"

Room Code: CR 1.00
Room Name: Learning Studio (132p) - Lecture
Space Type: Classrooms
Area: 3,700 SF ea.
Quantity: (2) Shown



SCALE : 1/16" = 1'-0"

Room Code: CR 1.00
Room Name: Learning Studio (132p) - Testing
Space Type: Classrooms
Area: 3,700 SF ea.
Quantity: (2) Shown



SCALE : 1/16" = 1'-0"

Room Code: CR 1.02
Room Name: Medium Classroom (30p)
Space Type: Classrooms
Area: 850 SF
Quantity: (5); 30 seats

SYMBOLS:

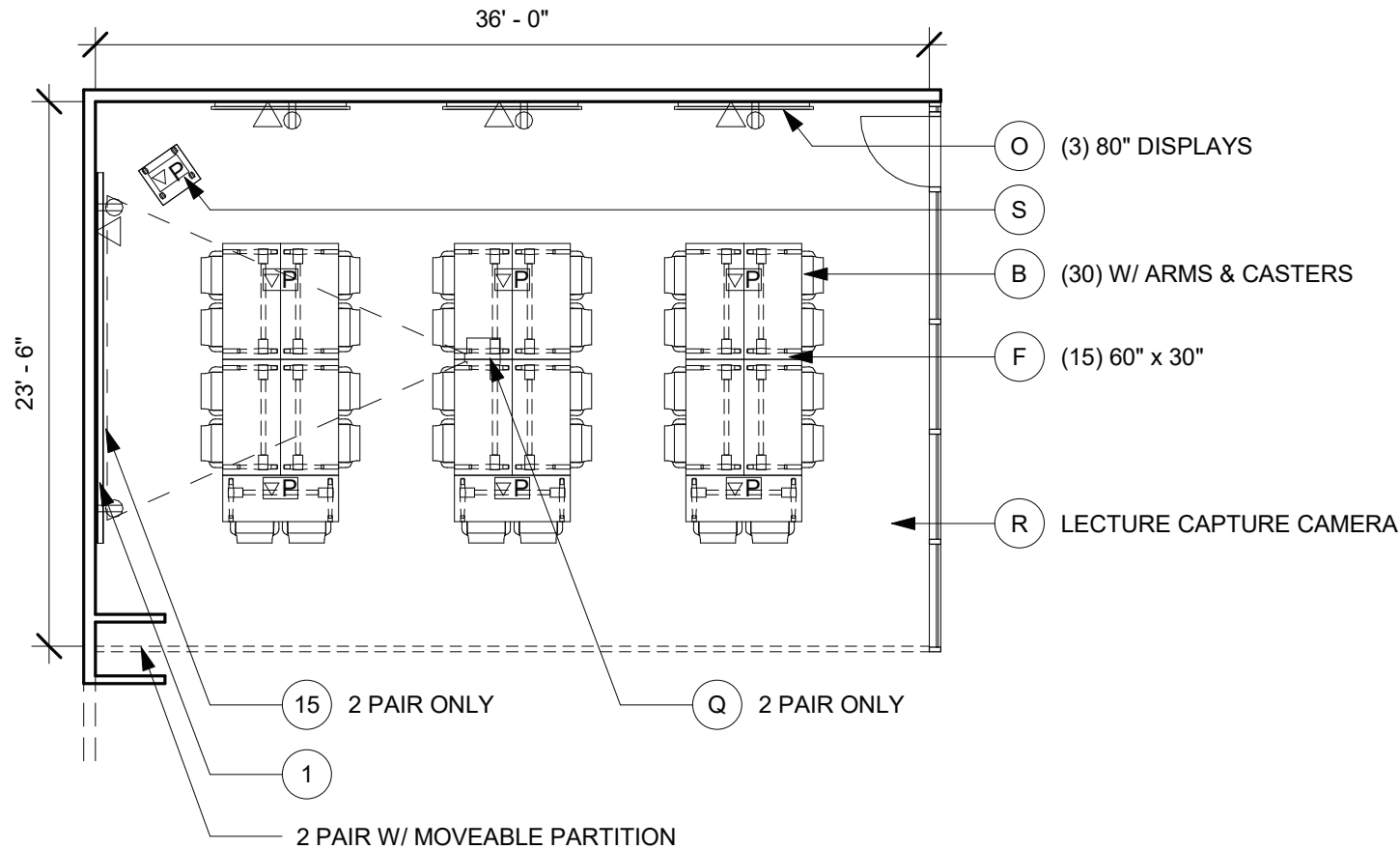
▼ Telephone ⬡ Duplex □ WAP
▽ Data ▢ Cable ▢ Combined Floor Box

GROUP 1 - CFCI

- | | |
|-----------------------------|----------------------------------|
| 1. Writable Surface | 13. Pipe Drop Chase |
| 2. Tack Board (Acoustic) | 14. Cup Sink |
| 3. Base cabinet | 15. Projection Screen |
| 4. 12" Wall Cabinet | 16. Laboratory Sink |
| 5. Countertop | 17. Storefront Glass |
| 6. Tall Cabinet | 18. Moveable Demonstration Bench |
| 7. Sink w/garbage Disposal | 19. Moveable Laboratory Table |
| 8. Hand Sanitizer Dispenser | 20. Cylinder Rack |
| 9. Paper Towel Dispenser | 21. Overhead Service Carrier |
| 10. Under Counter Raceway | 22. Mock Headwall |
| 11. Hand Wash Sink | 23. Autoclave |
| 12. Scullery Sink | 24. Equipment Space |

GROUP 2 - OFOI

- | | |
|----------------------|-----------------------------|
| A. Desk | M. Refrigerator |
| B. Side Chair | N. Microwave |
| C. Clock | O. Flat Panel Monitor |
| D. Trash Bin | P. AV Rack |
| E. Recycling Bin | Q. Multimedia Projector |
| F. Table | R. Video Camera |
| G. File Cabinet | S. Lectern |
| H. Computer Terminal | T. Adjustable Open Shelving |
| I. Copier | U. Wire Shelving |
| J. Printer | V. Bed |
| K. Sofa | W. Exam Table |
| L. Arm Chair | X. Stool |



SCALE : 1/8" = 1'-0"

Room Code: CR 1.03
Room Name: Small Group Classroom (10p)
Space Type: Classroom
Area: 270 SF
Quantity: (18); 10 seats

SYMBOLS:

▼ Telephone ⬡ Duplex □ WAP
▽ Data □ Cable ▽P Combined Floor Box

GROUP 1 - CFCI

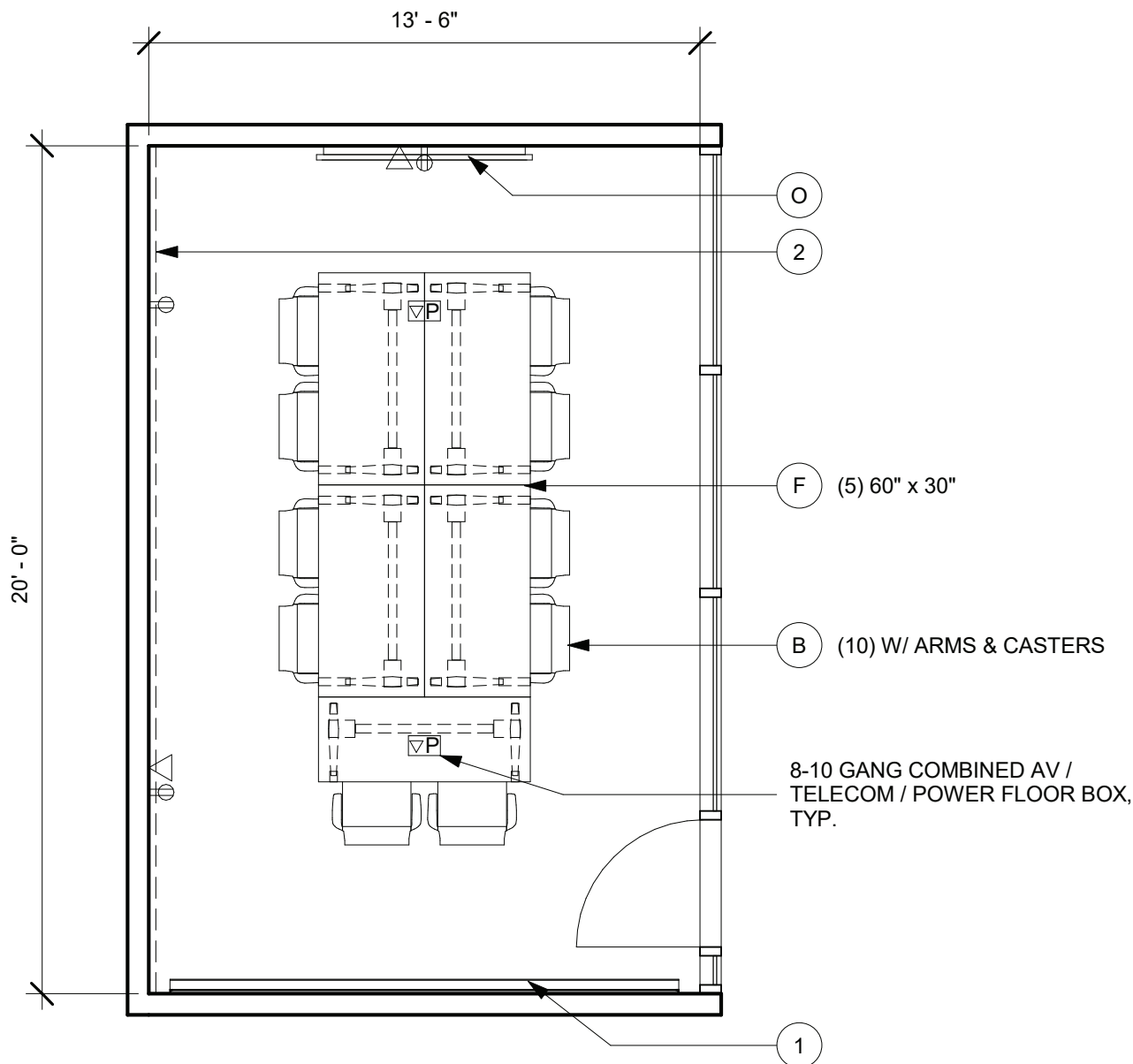
- | | |
|-----------------------------|----------------------------------|
| 1. Writable Surface | 13. Pipe Drop Chase |
| 2. Tack Board (Acoustic) | 14. Cup Sink |
| 3. Base cabinet | 15. Projection Screen |
| 4. 12" Wall Cabinet | 16. Laboratory Sink |
| 5. Countertop | 17. Storefront Glass |
| 6. Tall Cabinet | 18. Moveable Demonstration Bench |
| 7. Sink w/garbage Disposal | 19. Moveable Laboratory Table |
| 8. Hand Sanitizer Dispenser | 20. Cylinder Rack |
| 9. Paper Towel Dispenser | 21. Overhead Service Carrier |
| 10. Under Counter Raceway | 22. Mock Headwall |
| 11. Hand Wash Sink | 23. Autoclave |
| 12. Scullery Sink | 24. Equipment Space |

GROUP 2 - OFOI

- | | |
|----------------------|-----------------------------|
| A. Desk | M. Refrigerator |
| B. Side Chair | N. Microwave |
| C. Clock | O. Flat Panel Monitor |
| D. Trash Bin | P. AV Rack |
| E. Recycling Bin | Q. Multimedia Projector |
| F. Table | R. Video Camera |
| G. File Cabinet | S. Lectern |
| H. Computer Terminal | T. Adjustable Open Shelving |
| I. Copier | U. Wire Shelving |
| J. Printer | V. Bed |
| K. Sofa | W. Exam Table |
| L. Arm Chair | X. Stool |



SCALE : 1/4" = 1'-0"



clinical skills, simulation, & anatomy **program & room data**

UNLV School of Medicine - MEDICAL EDUCATION BUILDING

TSK / CO Architects
9/10/2019

Space No.	Program	Quantity	No. Seats	ASF Each	ASF Subtotal	Notes
CLINICAL SKILLS						
CS 1.00	Mock Exam Room	12		140	1,680	Increased room size from 110, reduced quantity from 14
CS 1.01	Standardized Patient Training	1		750	750	
CS 1.02	Standardized Patient Toilet Rooms	2		70	140	
CS 1.03	Debrief Rooms	5	12	300	1,500	Share with Sim
CS 1.04	Classroom	0	32	800	0	Share with Sim Classroom
CS 1.05	Monitoring	1		325	325	Reduced size from 375
CS 1.06	Storage	1		200	200	
CS 1.07	Reception	1		150	150	Reduced from 300
CS 1.08	Office - Coordinator	1		80	80	
CS 1.09	Open Workstation	3		42	126	
CS 1.10	Workroom	1		200	200	
	Circulation @ 15%				773	
Subtotal - Clinical Skills					5,924	

UNLV School of Medicine - MEDICAL EDUCATION BUILDING

TSK / CO Architects
9/10/2019

Space No.	Program	Quantity	No. Seats	ASF Each	ASF Subtotal	Notes
SIMULATION						
SM 1.00	Sim Patient Room	4		350	1,400	1 OR, 3 general
SM 1.01	Sim Patient Room Storage	1		480	480	Centralized storage
SM 1.02	Sim Prep Room	1		250	250	
SM 1.03	Control Room	2		150	300	Reduced size from 200 to 150
SM 1.04	Brief/Debrief Room	0	12	300	0	Share with Clinical Skills
SM 1.05	Med Supply Sim Room	0		200	0	Eliminated
SM 1.06	Nurse Station	0		350	0	Eliminated
SM 1.07	Part Task Lab	2		600	1,200	Add scrub sink
SM 1.08	Part Task Lab Storage	1		300	300	Add storage, Reduced size from 480 to 300
SM 1.09	Sim Classroom	1	32	800	800	Share with clinical skills
SM 1.10	Workshop - Manikin Hospital	1		250	250	Reduced size from 400 to 250
SM 1.11	Cylinder Room	1		200	200	Reduced size from 250 to 200
SM 1.12	Reception	1		150	150	Reduced from 300
SM 1.13	Office	3		80	240	
SM 1.14	Open Workstation	3		42	126	
SM 1.15	Workroom	0		200	0	Share with Clinical Skills
SM 1.16	AV Sim Server	1		200	200	
	Circulation @ 15%				884	
Subtotal - Simulation					6,780	

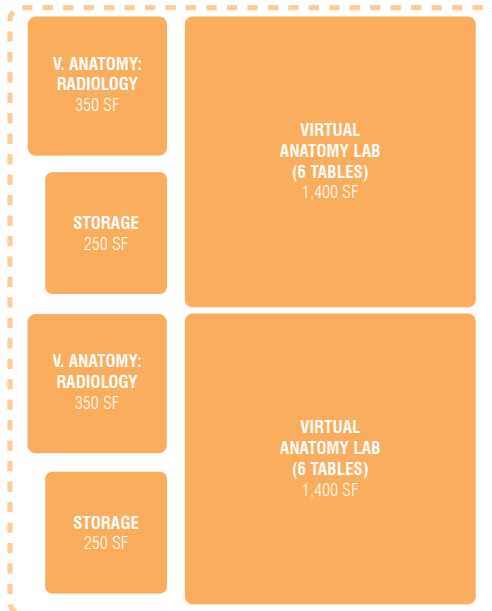
UNLV School of Medicine - MEDICAL EDUCATION BUILDING

TSK / CO Architects
9/10/2019

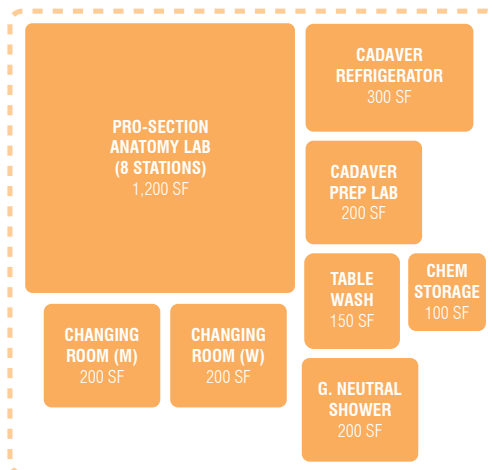
Space No.	Program	Quantity	No. Seats	ASF Each	ASF Subtotal	Notes
ANATOMY						
A 1.00	Virtual Anatomy Lab (6 Tables)	2	48	1,400	2,800	
A 1.01	Virtual Anatomy: Radiology	2	14	350	700	
A 1.02	Virtual Histology	1		80	80	
A 1.03	Pro-Section Anatomy Lab (8-stations)	1	8	1,200	1,200	Added Program: Plug-in Style
A 1.04	Table wash	1		150	150	Added Program
A 1.05	W Changing room	1		200	200	Added Program
A 1.06	M Changing room	1		200	200	Added Program
A 1.07	G Neutral shower	1		200	200	Added Program
A 1.08	Cadaver Prep Lab	1		200	200	Added Program
A 1.09	Cadaver Refrigerator	1		300	300	Added Program
A 1.10	Chemical Storage	1		100	100	Added Program
A 1.11	Storage	2		250	500	Includes model skeleton storage
A 1.12	Maker Space / 3D Printing	0		250	0	Removed
A 1.13	Office	2		80	160	
A 1.14	Open Workstation - Grad Students	4		42	168	
A 1.15	Workroom	0		200	0	Share with Clinical Skills
A 1.16	Model Skeleton Storage	0		50	-	Moved from Library. Incorporated into Storage (A1.11)
	Circulation @ 10%				696	Changed circulation to 10%
Subtotal - Anatomy					7,654	2550 SF added for pro-section

- Simulation** 6,780 ASF (@ 15% Circ)
- Clinical Skills** 5,924 ASF (@ 15% Circ)
- Anatomy** 7,654 ASF (@ 10% Circ)

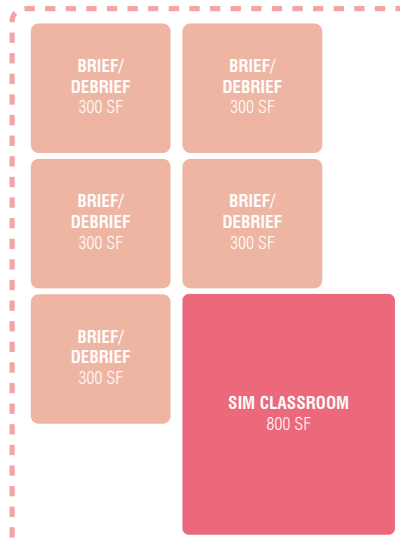
VIRTUAL ANATOMY



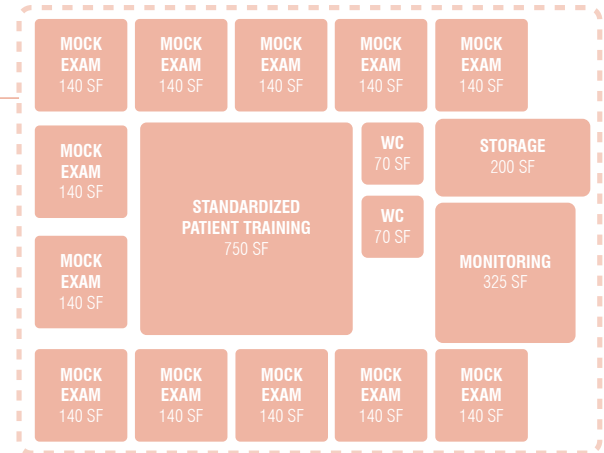
PRO-SECTION



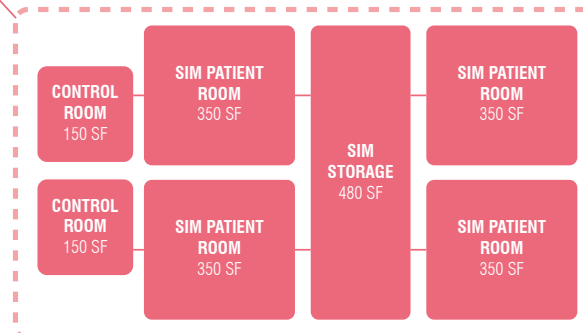
DEBRIEF & CLASSROOM



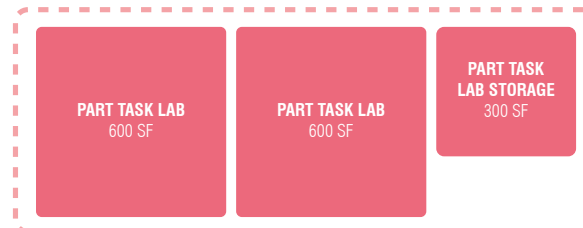
CLINICAL SKILLS



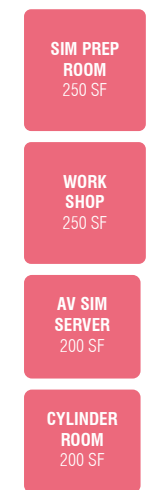
SIMULATION



PART TASK



SUPPORT



Room Code: CS 1.00
Room Name: Mock Exam Room
Space Type: Clinical Skills
Area: 140 SF
Quantity: (12)

SYMBOLS:

▼ Telephone ⬡ Duplex □ WAP
▽ Data ▢ Cable ▢ Combined Floor Box

GROUP 1 - CFCI

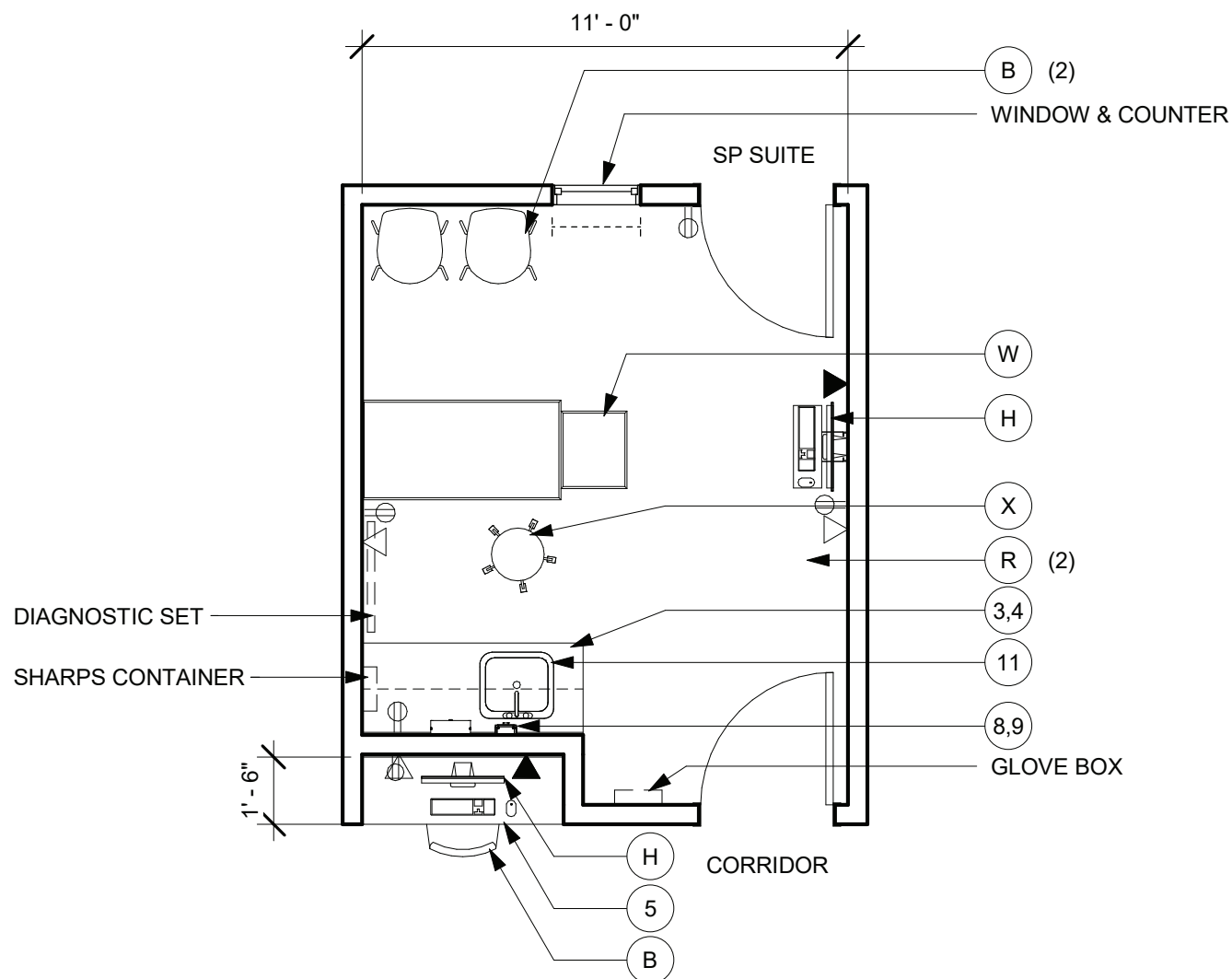
- | | |
|-----------------------------|----------------------------------|
| 1. Writable Surface | 13. Pipe Drop Chase |
| 2. Tack Board (Acoustic) | 14. Cup Sink |
| 3. Base cabinet | 15. Projection Screen |
| 4. 12" Wall Cabinet | 16. Laboratory Sink |
| 5. Countertop | 17. Storefront Glass |
| 6. Tall Cabinet | 18. Moveable Demonstration Bench |
| 7. Sink w/garbage Disposal | 19. Moveable Laboratory Table |
| 8. Hand Sanitizer Dispenser | 20. Cylinder Rack |
| 9. Paper Towel Dispenser | 21. Overhead Service Carrier |
| 10. Under Counter Raceway | 22. Mock Headwall |
| 11. Hand Wash Sink | 23. Autoclave |
| 12. Scullery Sink | 24. Equipment Space |

GROUP 2 - OFOI

- | | |
|----------------------|-----------------------------|
| A. Desk | M. Refrigerator |
| B. Side Chair | N. Microwave |
| C. Clock | O. Flat Panel Monitor |
| D. Trash Bin | P. AV Rack |
| E. Recycling Bin | Q. Multimedia Projector |
| F. Table | R. Video Camera |
| G. File Cabinet | S. Lectern |
| H. Computer Terminal | T. Adjustable Open Shelving |
| I. Copier | U. Wire Shelving |
| J. Printer | V. Bed |
| K. Sofa | W. Exam Table |
| L. Arm Chair | X. Stool |



SCALE : 1/4" = 1'-0"



Room Code: CS 1.01 / CS 1.02
Room Name: SP Training Room / SP Toilets
Space Type: Clinical Skills
Area: 750 SF / 70 SF ea.
Quantity: (1) / (2)

SYMBOLS:

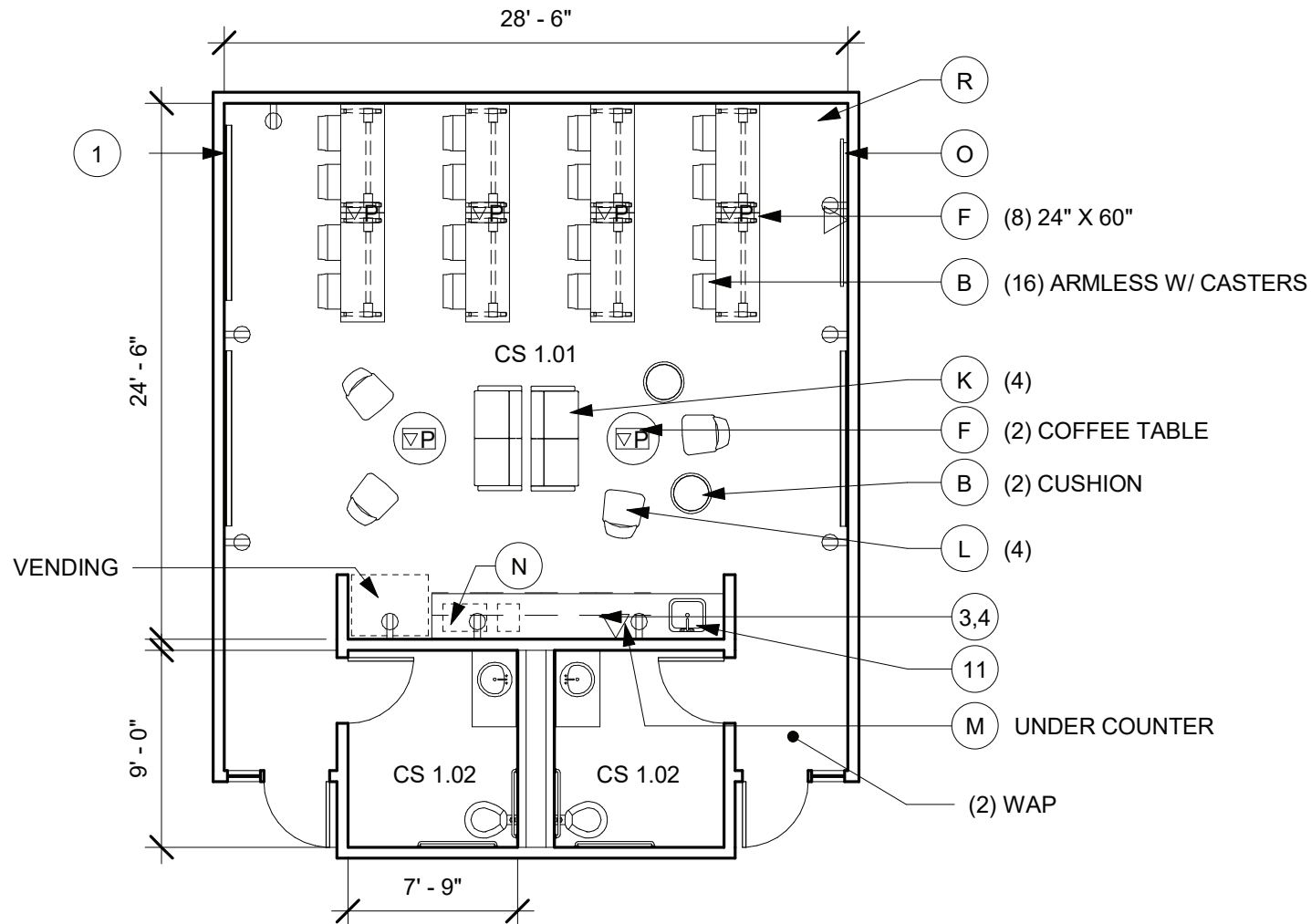
▼ Telephone ⌂ Duplex □ WAP
▽ Data □ Cable ▽ P Combined Floor Box

GROUP 1 - CFCI

- | | |
|-----------------------------|----------------------------------|
| 1. Writable Surface | 13. Pipe Drop Chase |
| 2. Tack Board (Acoustic) | 14. Cup Sink |
| 3. Base cabinet | 15. Projection Screen |
| 4. 12" Wall Cabinet | 16. Laboratory Sink |
| 5. Countertop | 17. Storefront Glass |
| 6. Tall Cabinet | 18. Moveable Demonstration Bench |
| 7. Sink w/garbage Disposal | 19. Moveable Laboratory Table |
| 8. Hand Sanitizer Dispenser | 20. Cylinder Rack |
| 9. Paper Towel Dispenser | 21. Overhead Service Carrier |
| 10. Under Counter Raceway | 22. Mock Headwall |
| 11. Hand Wash Sink | 23. Autoclave |
| 12. Scullery Sink | 24. Equipment Space |

GROUP 2 - OFOI

- | | |
|----------------------|-----------------------------|
| A. Desk | M. Refrigerator |
| B. Side Chair | N. Microwave |
| C. Clock | O. Flat Panel Monitor |
| D. Trash Bin | P. AV Rack |
| E. Recycling Bin | Q. Multimedia Projector |
| F. Table | R. Video Camera |
| G. File Cabinet | S. Lectern |
| H. Computer Terminal | T. Adjustable Open Shelving |
| I. Copier | U. Wire Shelving |
| J. Printer | V. Bed |
| K. Sofa | W. Exam Table |
| L. Arm Chair | X. Stool |



Room Code: CS 1.03 / SM 1.04
Room Name: Brief / Debrief Room (8p)
Space Type: Clinical Skills / Simulation
Area: 300 SF
Quantity: (5) shared; 12 seats

SYMBOLS:

▼ Telephone ⌂ Duplex □ WAP
▽ Data □ Cable ▽ P Combined Floor Box

GROUP 1 - CFCI

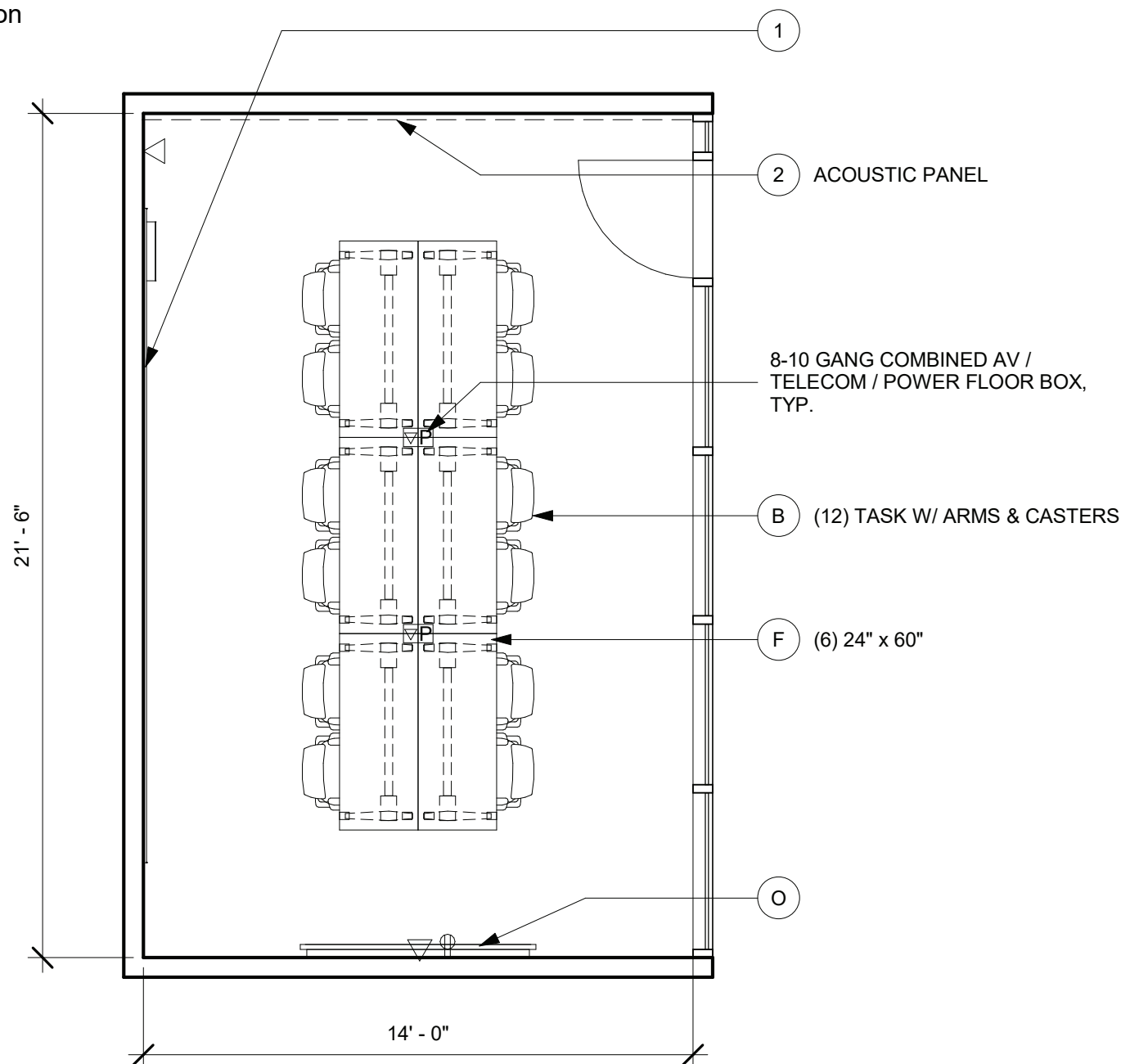
- | | |
|-----------------------------|----------------------------------|
| 1. Writable Surface | 13. Pipe Drop Chase |
| 2. Tack Board (Acoustic) | 14. Cup Sink |
| 3. Base cabinet | 15. Projection Screen |
| 4. 12" Wall Cabinet | 16. Laboratory Sink |
| 5. Countertop | 17. Storefront Glass |
| 6. Tall Cabinet | 18. Moveable Demonstration Bench |
| 7. Sink w/garbage Disposal | 19. Moveable Laboratory Table |
| 8. Hand Sanitizer Dispenser | 20. Cylinder Rack |
| 9. Paper Towel Dispenser | 21. Overhead Service Carrier |
| 10. Under Counter Raceway | 22. Mock Headwall |
| 11. Hand Wash Sink | 23. Autoclave |
| 12. Scullery Sink | 24. Equipment Space |

GROUP 2 - OFOI

- | | |
|----------------------|-----------------------------|
| A. Desk | M. Refrigerator |
| B. Side Chair | N. Microwave |
| C. Clock | O. Flat Panel Monitor |
| D. Trash Bin | P. AV Rack |
| E. Recycling Bin | Q. Multimedia Projector |
| F. Table | R. Video Camera |
| G. File Cabinet | S. Lectern |
| H. Computer Terminal | T. Adjustable Open Shelving |
| I. Copier | U. Wire Shelving |
| J. Printer | V. Bed |
| K. Sofa | W. Exam Table |
| L. Arm Chair | X. Stool |



SCALE : 1/4" = 1'-0"



Room Code: CS 1.04 / SM 1.09
Room Name: Classroom (32p)
Space Type: Clinical Skills / Simulation
Area: 800 SF
Quantity: (1) Shared; 32 seats

SYMBOLS:

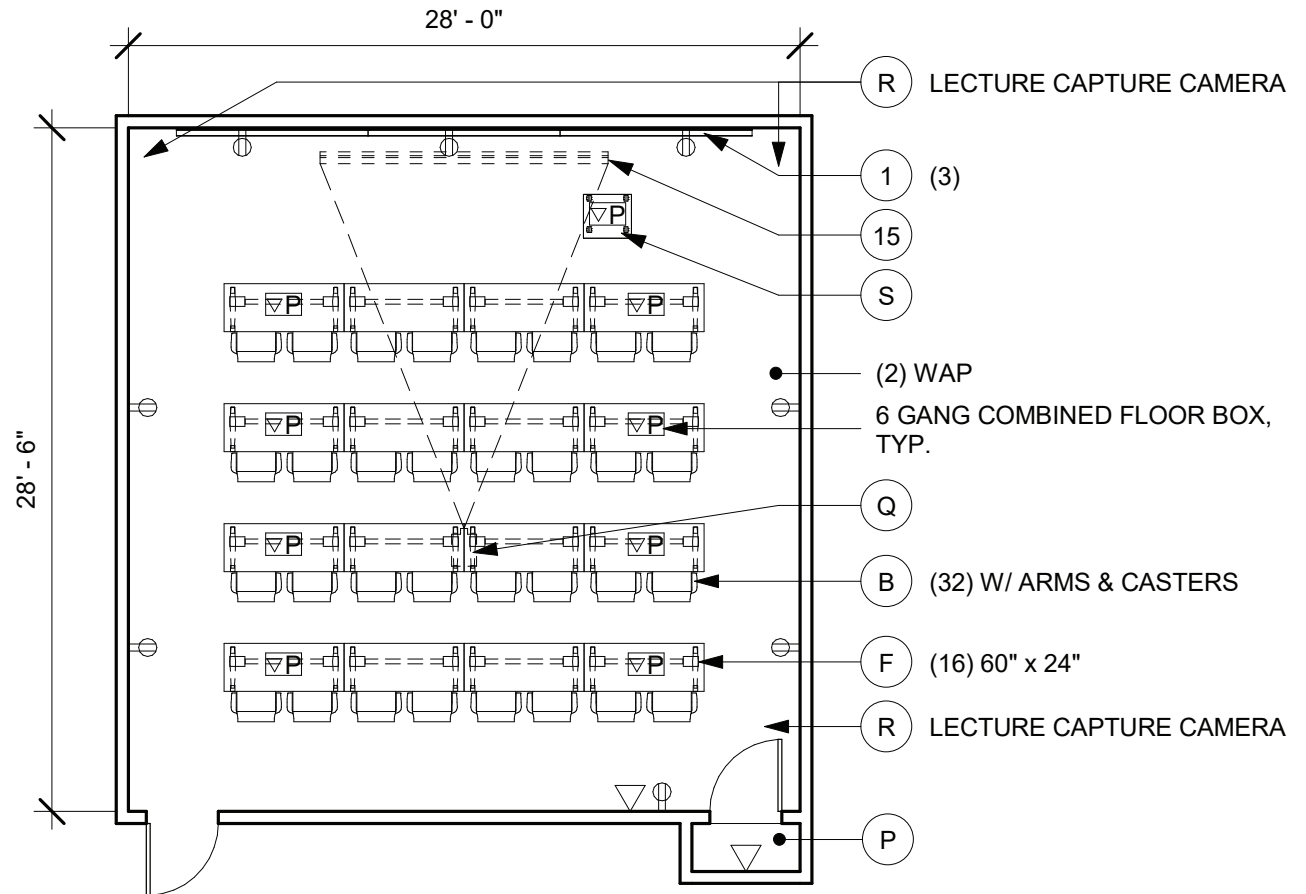
▼ Telephone ⬡ Duplex □ WAP
▽ Data ⬢ Cable ▽P Combined Floor Box

GROUP 1 - CFCI

- | | |
|-----------------------------|----------------------------------|
| 1. Writable Surface | 13. Pipe Drop Chase |
| 2. Tack Board (Acoustic) | 14. Cup Sink |
| 3. Base cabinet | 15. Projection Screen |
| 4. 12" Wall Cabinet | 16. Laboratory Sink |
| 5. Countertop | 17. Storefront Glass |
| 6. Tall Cabinet | 18. Moveable Demonstration Bench |
| 7. Sink w/garbage Disposal | 19. Moveable Laboratory Table |
| 8. Hand Sanitizer Dispenser | 20. Cylinder Rack |
| 9. Paper Towel Dispenser | 21. Overhead Service Carrier |
| 10. Under Counter Raceway | 22. Mock Headwall |
| 11. Hand Wash Sink | 23. Autoclave |
| 12. Scullery Sink | 24. Equipment Space |

GROUP 2 - OFOI

- | | |
|----------------------|-----------------------------|
| A. Desk | M. Refrigerator |
| B. Side Chair | N. Microwave |
| C. Clock | O. Flat Panel Monitor |
| D. Trash Bin | P. AV Rack |
| E. Recycling Bin | Q. Multimedia Projector |
| F. Table | R. Video Camera |
| G. File Cabinet | S. Lectern |
| H. Computer Terminal | T. Adjustable Open Shelving |
| I. Copier | U. Wire Shelving |
| J. Printer | V. Bed |
| K. Sofa | W. Exam Table |
| L. Arm Chair | X. Stool |



0' 4' 8' 16'

SCALE : 1/8" = 1'-0"

Room Code: CS 1.05
Room Name: Monitoring
Space Type: Clinical Skills
Area: 325 SF
Quantity: (1)

SYMBOLS:

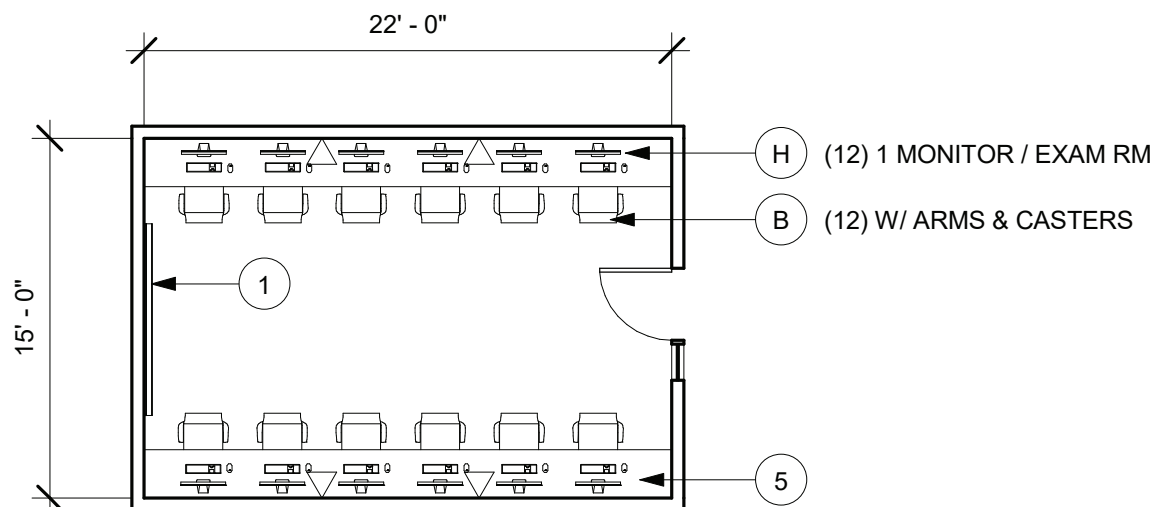
▼ Telephone ⬡ Duplex □ WAP
▽ Data ▢ Cable ▢ P Combined Floor Box

GROUP 1 - CFCI

- | | |
|-----------------------------|----------------------------------|
| 1. Writable Surface | 13. Pipe Drop Chase |
| 2. Tack Board (Acoustic) | 14. Cup Sink |
| 3. Base cabinet | 15. Projection Screen |
| 4. 12" Wall Cabinet | 16. Laboratory Sink |
| 5. Countertop | 17. Storefront Glass |
| 6. Tall Cabinet | 18. Moveable Demonstration Bench |
| 7. Sink w/garbage Disposal | 19. Moveable Laboratory Table |
| 8. Hand Sanitizer Dispenser | 20. Cylinder Rack |
| 9. Paper Towel Dispenser | 21. Overhead Service Carrier |
| 10. Under Counter Raceway | 22. Mock Headwall |
| 11. Hand Wash Sink | 23. Autoclave |
| 12. Scullery Sink | 24. Equipment Space |

GROUP 2 - OFOI

- | | |
|----------------------|-----------------------------|
| A. Desk | M. Refrigerator |
| B. Side Chair | N. Microwave |
| C. Clock | O. Flat Panel Monitor |
| D. Trash Bin | P. AV Rack |
| E. Recycling Bin | Q. Multimedia Projector |
| F. Table | R. Video Camera |
| G. File Cabinet | S. Lectern |
| H. Computer Terminal | T. Adjustable Open Shelving |
| I. Copier | U. Wire Shelving |
| J. Printer | V. Bed |
| K. Sofa | W. Exam Table |
| L. Arm Chair | X. Stool |



Room Code: CS 1.07 / SM 1.12
Room Name: Reception
Space Type: Clinical Skills / Simulation
Area: 300 SF
Quantity: (1) / (1)

SYMBOLS:

▼ Telephone ⌂ Duplex □ WAP
▽ Data ⌂ Cable ▽ P Combined Floor Box

GROUP 1 - CFCI

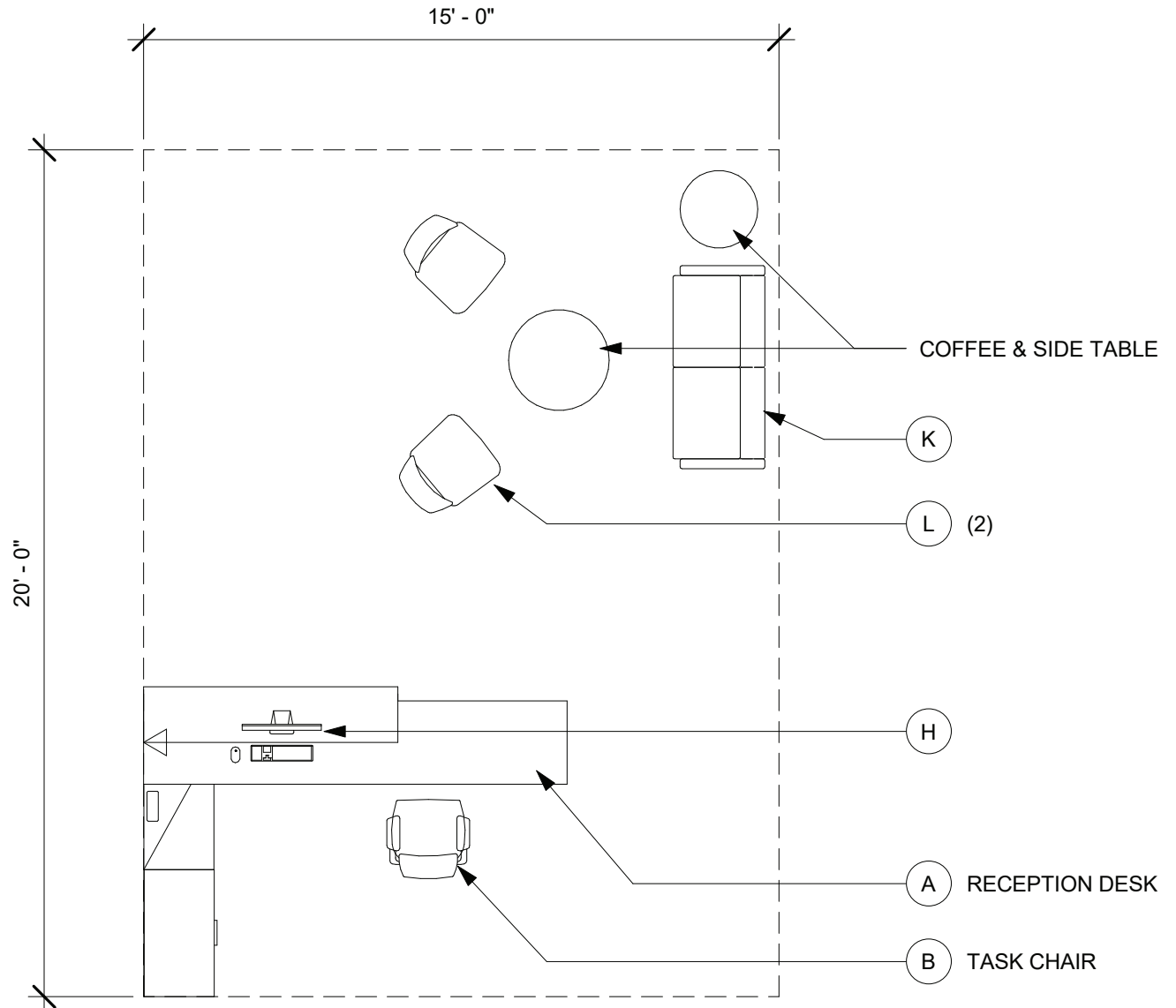
- | | |
|-----------------------------|----------------------------------|
| 1. Writable Surface | 13. Pipe Drop Chase |
| 2. Tack Board (Acoustic) | 14. Cup Sink |
| 3. Base cabinet | 15. Projection Screen |
| 4. 12" Wall Cabinet | 16. Laboratory Sink |
| 5. Countertop | 17. Storefront Glass |
| 6. Tall Cabinet | 18. Moveable Demonstration Bench |
| 7. Sink w/garbage Disposal | 19. Moveable Laboratory Table |
| 8. Hand Sanitizer Dispenser | 20. Cylinder Rack |
| 9. Paper Towel Dispenser | 21. Overhead Service Carrier |
| 10. Under Counter Raceway | 22. Mock Headwall |
| 11. Hand Wash Sink | 23. Autoclave |
| 12. Scullery Sink | 24. Equipment Space |

GROUP 2 - OFOI

- | | |
|----------------------|-----------------------------|
| A. Desk | M. Refrigerator |
| B. Side Chair | N. Microwave |
| C. Clock | O. Flat Panel Monitor |
| D. Trash Bin | P. AV Rack |
| E. Recycling Bin | Q. Multimedia Projector |
| F. Table | R. Video Camera |
| G. File Cabinet | S. Lectern |
| H. Computer Terminal | T. Adjustable Open Shelving |
| I. Copier | U. Wire Shelving |
| J. Printer | V. Bed |
| K. Sofa | W. Exam Table |
| L. Arm Chair | X. Stool |



SCALE : 1/4" = 1'-0"



Room Code: CS 1.10 / SM 1.15 / A1.15
Room Name: Workroom
Space Type: Clinical Skills / Simulation / Anatomy
Area: 200 SF
Quantity: (1) / (1) / (1)

SYMBOLS:

▼ Telephone ⬡ Duplex ⬢ WAP
▽ Data ⬢ Cable ⬢ Combined Floor Box

GROUP 1 - CFCI

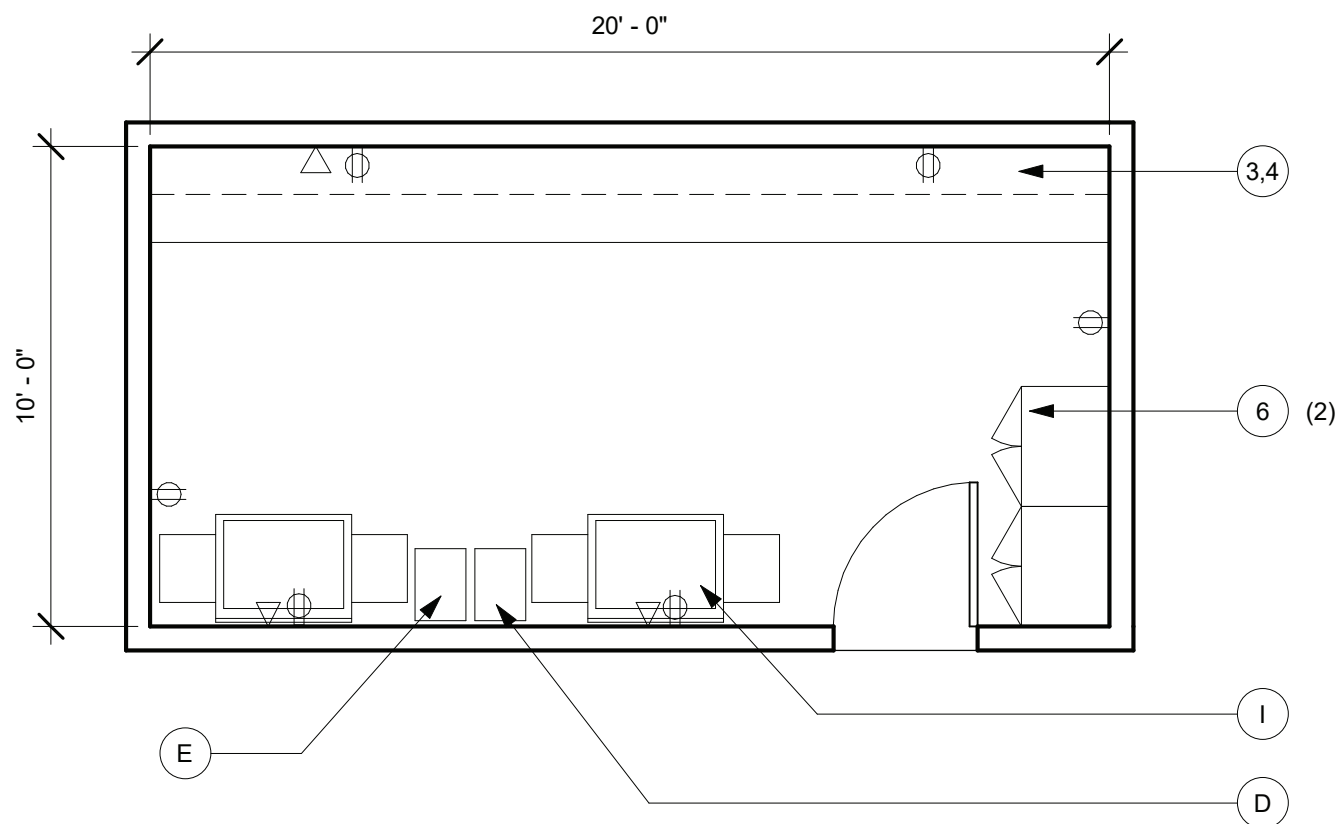
- | | |
|-----------------------------|----------------------------------|
| 1. Writable Surface | 13. Pipe Drop Chase |
| 2. Tack Board (Acoustic) | 14. Cup Sink |
| 3. Base cabinet | 15. Projection Screen |
| 4. 12" Wall Cabinet | 16. Laboratory Sink |
| 5. Countertop | 17. Storefront Glass |
| 6. Tall Cabinet | 18. Moveable Demonstration Bench |
| 7. Sink w/garbage Disposal | 19. Moveable Laboratory Table |
| 8. Hand Sanitizer Dispenser | 20. Cylinder Rack |
| 9. Paper Towel Dispenser | 21. Overhead Service Carrier |
| 10. Under Counter Raceway | 22. Mock Headwall |
| 11. Hand Wash Sink | 23. Autoclave |
| 12. Scullery Sink | 24. Equipment Space |

GROUP 2 - OFOI

- | | |
|----------------------|-----------------------------|
| A. Desk | M. Refrigerator |
| B. Side Chair | N. Microwave |
| C. Clock | O. Flat Panel Monitor |
| D. Trash Bin | P. AV Rack |
| E. Recycling Bin | Q. Multimedia Projector |
| F. Table | R. Video Camera |
| G. File Cabinet | S. Lectern |
| H. Computer Terminal | T. Adjustable Open Shelving |
| I. Copier | U. Wire Shelving |
| J. Printer | V. Bed |
| K. Sofa | W. Exam Table |
| L. Arm Chair | X. Stool |



SCALE : 1/4" = 1'-0"



Room Code: SM 1.00 - OR
Room Name: Sim Patient Room
Space Type: Simulation
Area: 350 SF
Quantity: (1)

SYMBOLS:

▼ Telephone ⊕ Duplex ⊞ WAP
▽ Data □ Cable ▽ P Combined Floor Box

GROUP 1 - CFCI

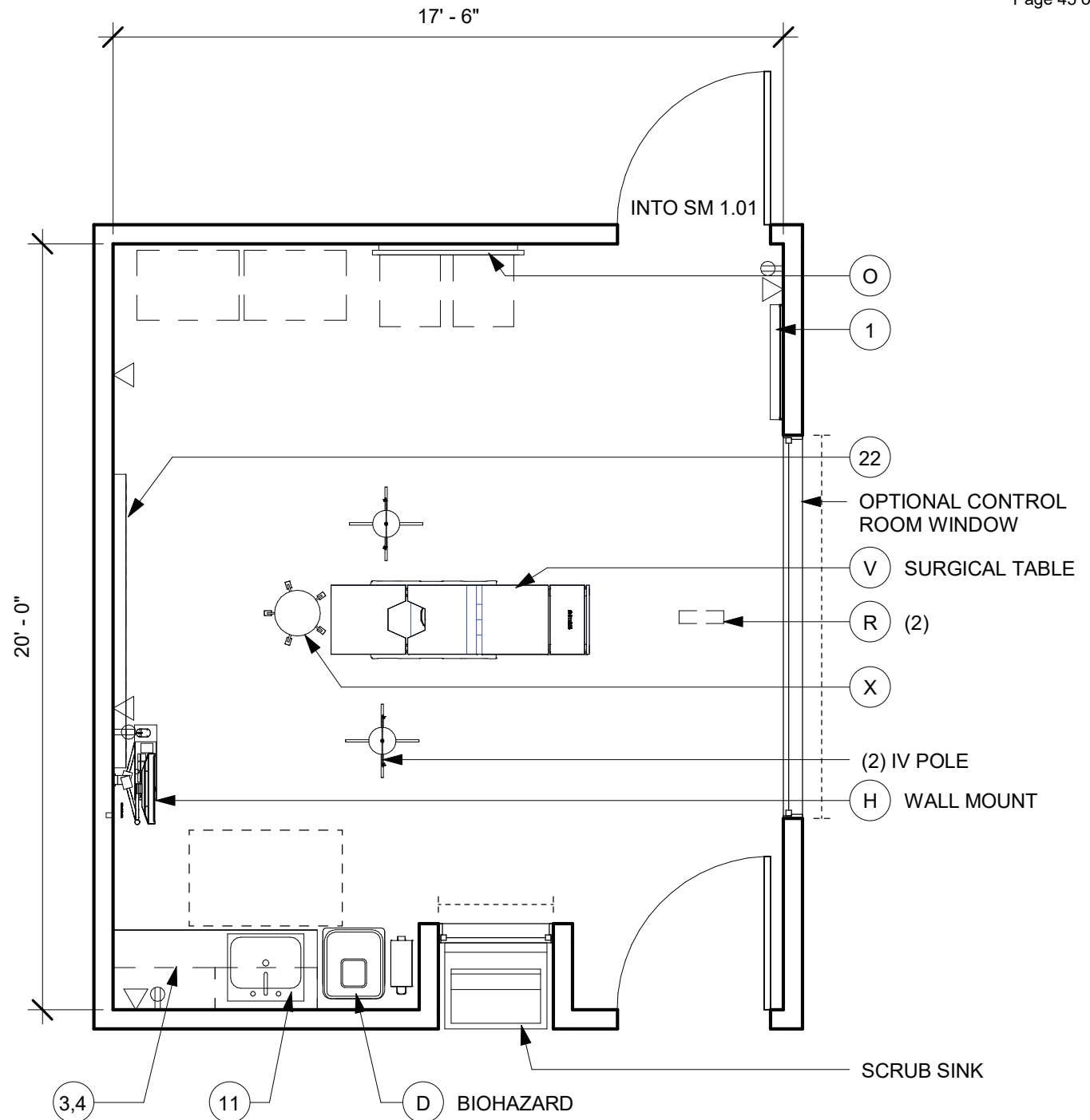
- | | |
|-----------------------------|----------------------------------|
| 1. Writable Surface | 13. Pipe Drop Chase |
| 2. Tack Board (Acoustic) | 14. Cup Sink |
| 3. Base cabinet | 15. Projection Screen |
| 4. 12" Wall Cabinet | 16. Laboratory Sink |
| 5. Countertop | 17. Storefront Glass |
| 6. Tall Cabinet | 18. Moveable Demonstration Bench |
| 7. Sink w/garbage Disposal | 19. Moveable Laboratory Table |
| 8. Hand Sanitizer Dispenser | 20. Cylinder Rack |
| 9. Paper Towel Dispenser | 21. Overhead Service Carrier |
| 10. Under Counter Raceway | 22. Mock Headwall |
| 11. Hand Wash Sink | 23. Autoclave |
| 12. Scullery Sink | 24. Equipment Space |

GROUP 2 - OFOI

- | | |
|----------------------|-----------------------------|
| A. Desk | M. Refrigerator |
| B. Side Chair | N. Microwave |
| C. Clock | O. Flat Panel Monitor |
| D. Trash Bin | P. AV Rack |
| E. Recycling Bin | Q. Multimedia Projector |
| F. Table | R. Video Camera |
| G. File Cabinet | S. Lectern |
| H. Computer Terminal | T. Adjustable Open Shelving |
| I. Copier | U. Wire Shelving |
| J. Printer | V. Bed |
| K. Sofa | W. Exam Table |
| L. Arm Chair | X. Stool |



SCALE : 1/4" = 1'-0"



Room Code: SM 1.00 - GENERIC
Room Name: Sim Patient Room
Space Type: Simulation
Area: 350 SF
Quantity: (3)

SYMBOLS:

▼ Telephone ⌂ Duplex ☐ WAP
▽ Data ▢ Cable ▢ Combined Floor Box

GROUP 1 - CFCI

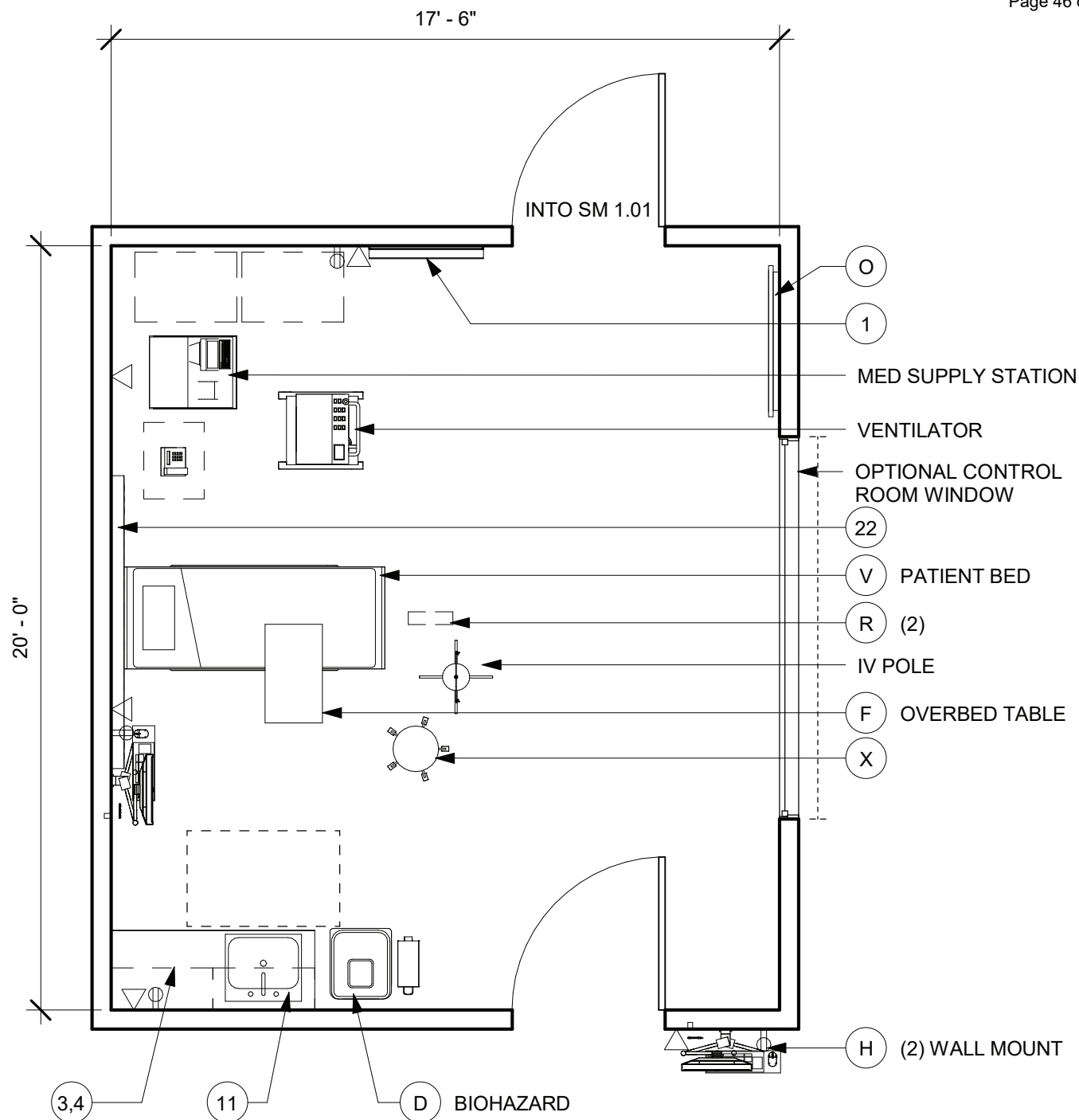
- | | |
|-----------------------------|----------------------------------|
| 1. Writable Surface | 13. Pipe Drop Chase |
| 2. Tack Board (Acoustic) | 14. Cup Sink |
| 3. Base cabinet | 15. Projection Screen |
| 4. 12" Wall Cabinet | 16. Laboratory Sink |
| 5. Countertop | 17. Storefront Glass |
| 6. Tall Cabinet | 18. Moveable Demonstration Bench |
| 7. Sink w/garbage Disposal | 19. Moveable Laboratory Table |
| 8. Hand Sanitizer Dispenser | 20. Cylinder Rack |
| 9. Paper Towel Dispenser | 21. Overhead Service Carrier |
| 10. Under Counter Raceway | 22. Mock Headwall |
| 11. Hand Wash Sink | 23. Autoclave |
| 12. Scullery Sink | 24. Equipment Space |

GROUP 2 - OFOI

- | | |
|----------------------|-----------------------------|
| A. Desk | M. Refrigerator |
| B. Side Chair | N. Microwave |
| C. Clock | O. Flat Panel Monitor |
| D. Trash Bin | P. AV Rack |
| E. Recycling Bin | Q. Multimedia Projector |
| F. Table | R. Video Camera |
| G. File Cabinet | S. Lectern |
| H. Computer Terminal | T. Adjustable Open Shelving |
| I. Copier | U. Wire Shelving |
| J. Printer | V. Bed |
| K. Sofa | W. Exam Table |
| L. Arm Chair | X. Stool |



SCALE : 1/4" = 1'-0"



Room Code: SM 1.01
Room Name: Sim Patient Room Storage
Space Type: Simulation
Area: 480 SF (Centralized)
Quantity: (1)

SYMBOLS:

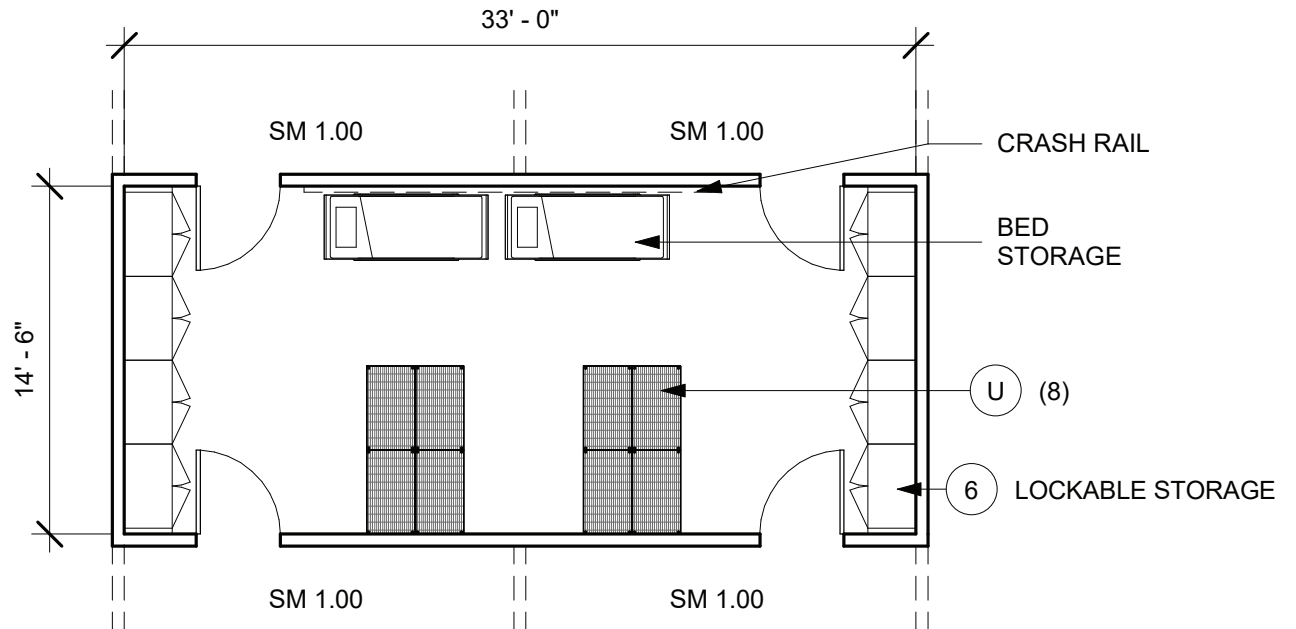
▼ Telephone ⬡ Duplex □ WAP
▽ Data ▢ Cable ▢ Combined Floor Box

GROUP 1 - CFCI

- | | |
|-----------------------------|----------------------------------|
| 1. Writable Surface | 13. Pipe Drop Chase |
| 2. Tack Board (Acoustic) | 14. Cup Sink |
| 3. Base cabinet | 15. Projection Screen |
| 4. 12" Wall Cabinet | 16. Laboratory Sink |
| 5. Countertop | 17. Storefront Glass |
| 6. Tall Cabinet | 18. Moveable Demonstration Bench |
| 7. Sink w/garbage Disposal | 19. Moveable Laboratory Table |
| 8. Hand Sanitizer Dispenser | 20. Cylinder Rack |
| 9. Paper Towel Dispenser | 21. Overhead Service Carrier |
| 10. Under Counter Raceway | 22. Mock Headwall |
| 11. Hand Wash Sink | 23. Autoclave |
| 12. Scullery Sink | 24. Equipment Space |

GROUP 2 - OFOI

- | | |
|----------------------|-----------------------------|
| A. Desk | M. Refrigerator |
| B. Side Chair | N. Microwave |
| C. Clock | O. Flat Panel Monitor |
| D. Trash Bin | P. AV Rack |
| E. Recycling Bin | Q. Multimedia Projector |
| F. Table | R. Video Camera |
| G. File Cabinet | S. Lectern |
| H. Computer Terminal | T. Adjustable Open Shelving |
| I. Copier | U. Wire Shelving |
| J. Printer | V. Bed |
| K. Sofa | W. Exam Table |
| L. Arm Chair | X. Stool |



0' 4' 8' 16'
SCALE : 1/8" = 1'-0"

Room Code: SM 1.03
Room Name: Control Room
Space Type: Simulation
Area: 150 SF
Quantity: (2)

SYMBOLS:

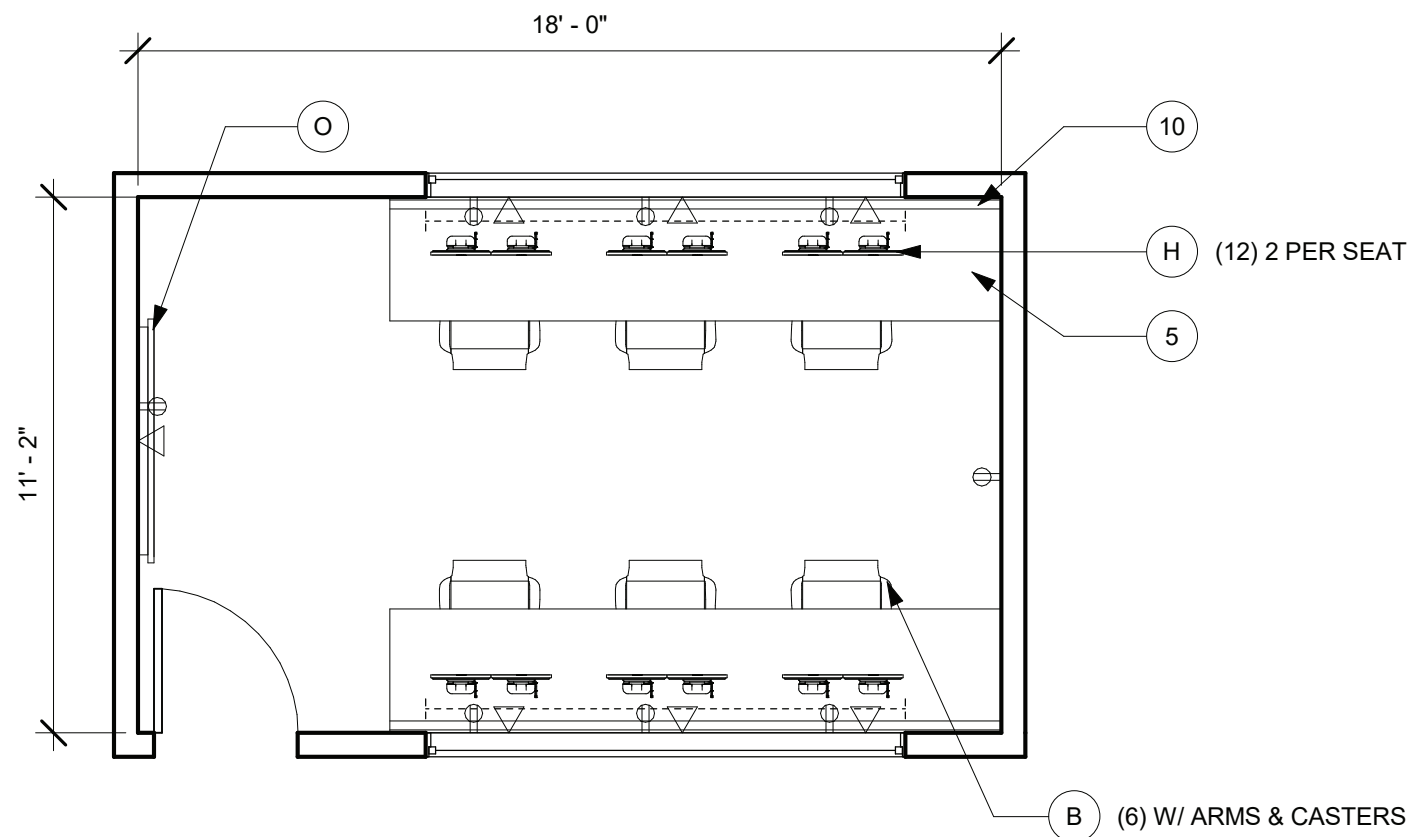
▼ Telephone ⬡ Duplex □ WAP
▽ Data ▢ Cable ▢ P Combined Floor Box

GROUP 1 - CFCI

- | | |
|-----------------------------|----------------------------------|
| 1. Writable Surface | 13. Pipe Drop Chase |
| 2. Tack Board (Acoustic) | 14. Cup Sink |
| 3. Base cabinet | 15. Projection Screen |
| 4. 12" Wall Cabinet | 16. Laboratory Sink |
| 5. Countertop | 17. Storefront Glass |
| 6. Tall Cabinet | 18. Moveable Demonstration Bench |
| 7. Sink w/garbage Disposal | 19. Moveable Laboratory Table |
| 8. Hand Sanitizer Dispenser | 20. Cylinder Rack |
| 9. Paper Towel Dispenser | 21. Overhead Service Carrier |
| 10. Under Counter Raceway | 22. Mock Headwall |
| 11. Hand Wash Sink | 23. Autoclave |
| 12. Scullery Sink | 24. Equipment Space |

GROUP 2 - OFOI

- | | |
|----------------------|-----------------------------|
| A. Desk | M. Refrigerator |
| B. Side Chair | N. Microwave |
| C. Clock | O. Flat Panel Monitor |
| D. Trash Bin | P. AV Rack |
| E. Recycling Bin | Q. Multimedia Projector |
| F. Table | R. Video Camera |
| G. File Cabinet | S. Lectern |
| H. Computer Terminal | T. Adjustable Open Shelving |
| I. Copier | U. Wire Shelving |
| J. Printer | V. Bed |
| K. Sofa | W. Exam Table |
| L. Arm Chair | X. Stool |



Room Code: SM 1.07
Room Name: Part Task Lab
Space Type: Simulation
Area: 600 SF
Quantity: (2)

SYMBOLS:

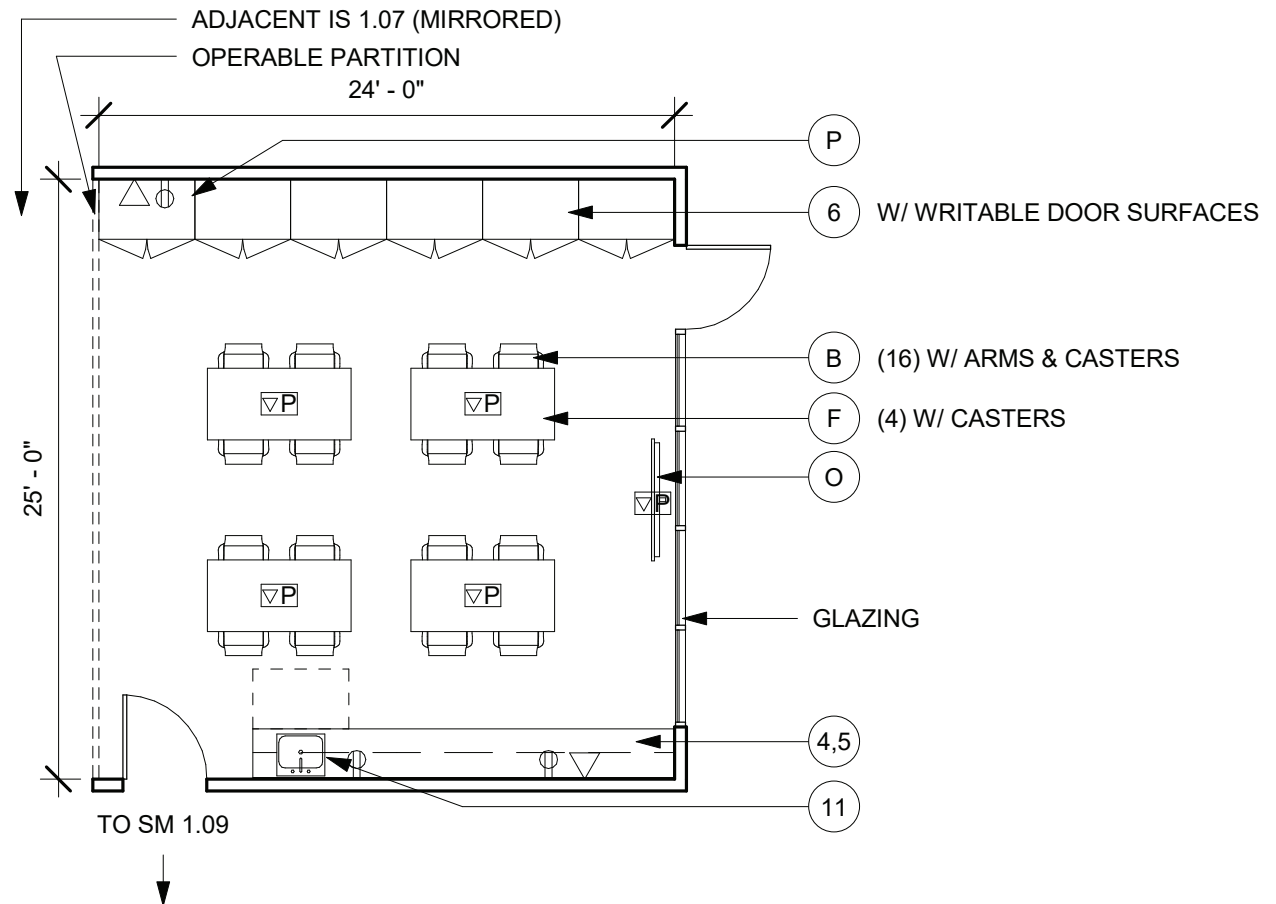
▼ Telephone ☐ Duplex ☐ WAP
▽ Data ☐ Cable ☐ Combined Floor Box

GROUP 1 - CFCI

- | | |
|-----------------------------|----------------------------------|
| 1. Writable Surface | 13. Pipe Drop Chase |
| 2. Tack Board (Acoustic) | 14. Cup Sink |
| 3. Base cabinet | 15. Projection Screen |
| 4. 12" Wall Cabinet | 16. Laboratory Sink |
| 5. Countertop | 17. Storefront Glass |
| 6. Tall Cabinet | 18. Moveable Demonstration Bench |
| 7. Sink w/garbage Disposal | 19. Moveable Laboratory Table |
| 8. Hand Sanitizer Dispenser | 20. Cylinder Rack |
| 9. Paper Towel Dispenser | 21. Overhead Service Carrier |
| 10. Under Counter Raceway | 22. Mock Headwall |
| 11. Hand Wash Sink | 23. Autoclave |
| 12. Scullery Sink | 24. Equipment Space |

GROUP 2 - OFOI

- | | |
|----------------------|-----------------------------|
| A. Desk | M. Refrigerator |
| B. Side Chair | N. Microwave |
| C. Clock | O. Flat Panel Monitor |
| D. Trash Bin | P. AV Rack |
| E. Recycling Bin | Q. Multimedia Projector |
| F. Table | R. Video Camera |
| G. File Cabinet | S. Lectern |
| H. Computer Terminal | T. Adjustable Open Shelving |
| I. Copier | U. Wire Shelving |
| J. Printer | V. Bed |
| K. Sofa | W. Exam Table |
| L. Arm Chair | X. Stool |



Room Code: SM 1.10
Room Name: Workshop - Manikin Hospital
Space Type: Simulation
Area: 250 SF
Quantity: (1)

SYMBOLS:

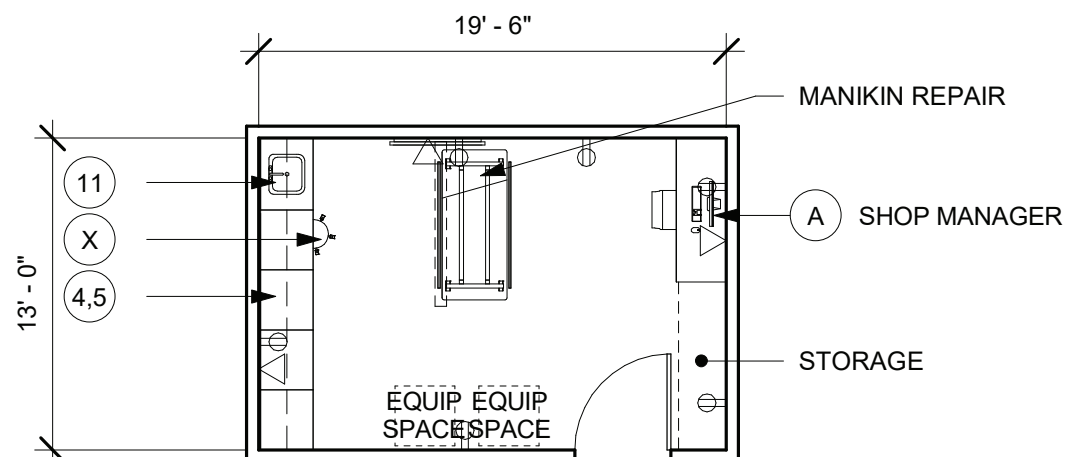
▼ Telephone ⬡ Duplex □ WAP
▽ Data ▢ Cable ▢ Combined Floor Box

GROUP 1 - CFCI

- | | |
|-----------------------------|----------------------------------|
| 1. Writable Surface | 13. Pipe Drop Chase |
| 2. Tack Board (Acoustic) | 14. Cup Sink |
| 3. Base cabinet | 15. Projection Screen |
| 4. 12" Wall Cabinet | 16. Laboratory Sink |
| 5. Countertop | 17. Storefront Glass |
| 6. Tall Cabinet | 18. Moveable Demonstration Bench |
| 7. Sink w/garbage Disposal | 19. Moveable Laboratory Table |
| 8. Hand Sanitizer Dispenser | 20. Cylinder Rack |
| 9. Paper Towel Dispenser | 21. Overhead Service Carrier |
| 10. Under Counter Raceway | 22. Mock Headwall |
| 11. Hand Wash Sink | 23. Autoclave |
| 12. Scullery Sink | 24. Equipment Space |

GROUP 2 - OFOI

- | | |
|----------------------|-----------------------------|
| A. Desk | M. Refrigerator |
| B. Side Chair | N. Microwave |
| C. Clock | O. Flat Panel Monitor |
| D. Trash Bin | P. AV Rack |
| E. Recycling Bin | Q. Multimedia Projector |
| F. Table | R. Video Camera |
| G. File Cabinet | S. Lectern |
| H. Computer Terminal | T. Adjustable Open Shelving |
| I. Copier | U. Wire Shelving |
| J. Printer | V. Bed |
| K. Sofa | W. Exam Table |
| L. Arm Chair | X. Stool |



Room Code: SM 1.11
Room Name: Cylinder Room
Space Type: Simulation
Area: 200 SF
Quantity: (1)

SYMBOLS:

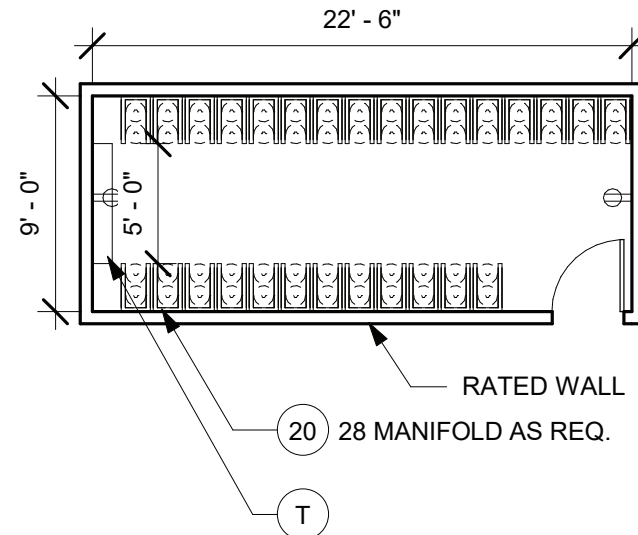
▼ Telephone ⬡ Duplex □ WAP
▽ Data ▢ Cable ▢ P Combined Floor Box

GROUP 1 - CFCI

- | | |
|-----------------------------|----------------------------------|
| 1. Writable Surface | 13. Pipe Drop Chase |
| 2. Tack Board (Acoustic) | 14. Cup Sink |
| 3. Base cabinet | 15. Projection Screen |
| 4. 12" Wall Cabinet | 16. Laboratory Sink |
| 5. Countertop | 17. Storefront Glass |
| 6. Tall Cabinet | 18. Moveable Demonstration Bench |
| 7. Sink w/garbage Disposal | 19. Moveable Laboratory Table |
| 8. Hand Sanitizer Dispenser | 20. Cylinder Rack |
| 9. Paper Towel Dispenser | 21. Overhead Service Carrier |
| 10. Under Counter Raceway | 22. Mock Headwall |
| 11. Hand Wash Sink | 23. Autoclave |
| 12. Scullery Sink | 24. Equipment Space |

GROUP 2 - OFOI

- | | |
|----------------------|-----------------------------|
| A. Desk | M. Refrigerator |
| B. Side Chair | N. Microwave |
| C. Clock | O. Flat Panel Monitor |
| D. Trash Bin | P. AV Rack |
| E. Recycling Bin | Q. Multimedia Projector |
| F. Table | R. Video Camera |
| G. File Cabinet | S. Lectern |
| H. Computer Terminal | T. Adjustable Open Shelving |
| I. Copier | U. Wire Shelving |
| J. Printer | V. Bed |
| K. Sofa | W. Exam Table |
| L. Arm Chair | X. Stool |



Room Code: A 1.00 / A 1.01
Room Name: Virtual Anatomy Lab (6 tables) / Radiology
Space Type: Anatomy
Area: 1,400 SF / 350 SF
Quantity: (2) 48 seats / (2); 14 seats

SYMBOLS:

▼ Telephone ⌂ Duplex ☐ WAP
▽ Data [TV] Cable [VP] Combined Floor Box

GROUP 1 - CFCI

- | | |
|-----------------------------|----------------------------------|
| 1. Writable Surface | 13. Pipe Drop Chase |
| 2. Tack Board (Acoustic) | 14. Cup Sink |
| 3. Base cabinet | 15. Projection Screen |
| 4. 12" Wall Cabinet | 16. Laboratory Sink |
| 5. Countertop | 17. Storefront Glass |
| 6. Tall Cabinet | 18. Moveable Demonstration Bench |
| 7. Sink w/garbage Disposal | 19. Moveable Laboratory Table |
| 8. Hand Sanitizer Dispenser | 20. Cylinder Rack |
| 9. Paper Towel Dispenser | 21. Overhead Service Carrier |
| 10. Under Counter Raceway | 22. Mock Headwall |
| 11. Hand Wash Sink | 23. Autoclave |
| 12. Scullery Sink | 24. Equipment Space |

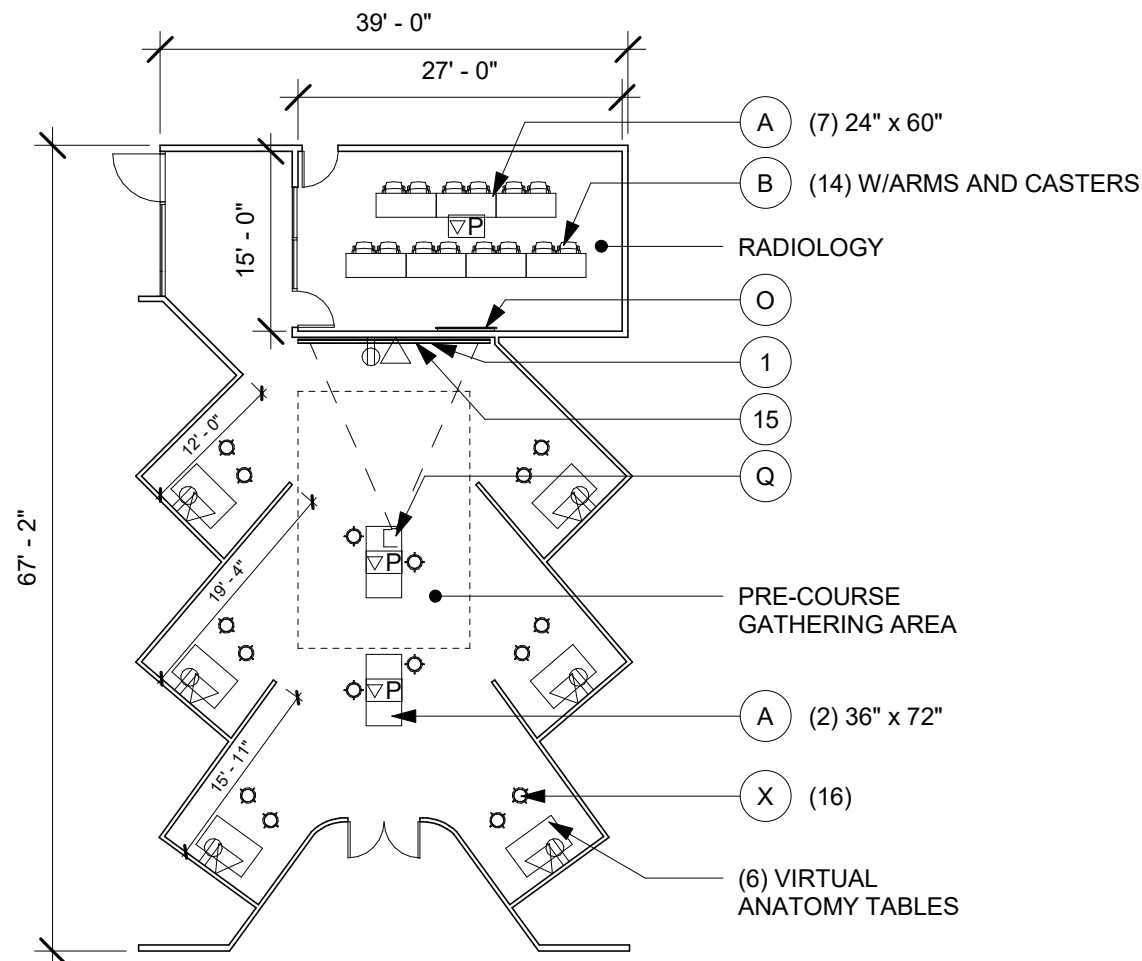
GROUP 2 - OFOI

- | | |
|----------------------|-----------------------------|
| A. Desk | M. Refrigerator |
| B. Side Chair | N. Microwave |
| C. Clock | O. Flat Panel Monitor |
| D. Trash Bin | P. AV Rack |
| E. Recycling Bin | Q. Multimedia Projector |
| F. Table | R. Video Camera |
| G. File Cabinet | S. Lectern |
| H. Computer Terminal | T. Adjustable Open Shelving |
| I. Copier | U. Wire Shelving |
| J. Printer | V. Bed |
| K. Sofa | W. Exam Table |
| L. Arm Chair | X. Stool |


0' 8' 16' 32'





SCALE : 1/16" = 1'-0"














Room Code: A 1.03
Room Name: Pro-Section Anatomy Lab (8 Stations)
Space Type: Anatomy
Area: 1,200 SF
Quantity: (1); 8 tables

SYMBOLS:

▼ Telephone ⬡ Duplex ⬢ WAP
▽ Data ⬢ Cable ⬢ Combined Floor Box

GROUP 1 - CFCI

- | | |
|-----------------------------|----------------------------------|
| 1. Writable Surface | 13. Pipe Drop Chase |
| 2. Tack Board (Acoustic) | 14. Cup Sink |
| 3. Base cabinet | 15. Projection Screen |
| 4. 12" Wall Cabinet | 16. Laboratory Sink |
| 5. Countertop | 17. Storefront Glass |
| 6. Tall Cabinet | 18. Moveable Demonstration Bench |
| 7. Sink w/garbage Disposal | 19. Moveable Laboratory Table |
| 8. Hand Sanitizer Dispenser | 20. Cylinder Rack |
| 9. Paper Towel Dispenser | 21. Overhead Service Carrier |
| 10. Under Counter Raceway | 22. Mock Headwall |
| 11. Hand Wash Sink | 23. Autoclave |
| 12. Scullery Sink | 24. Equipment Space |

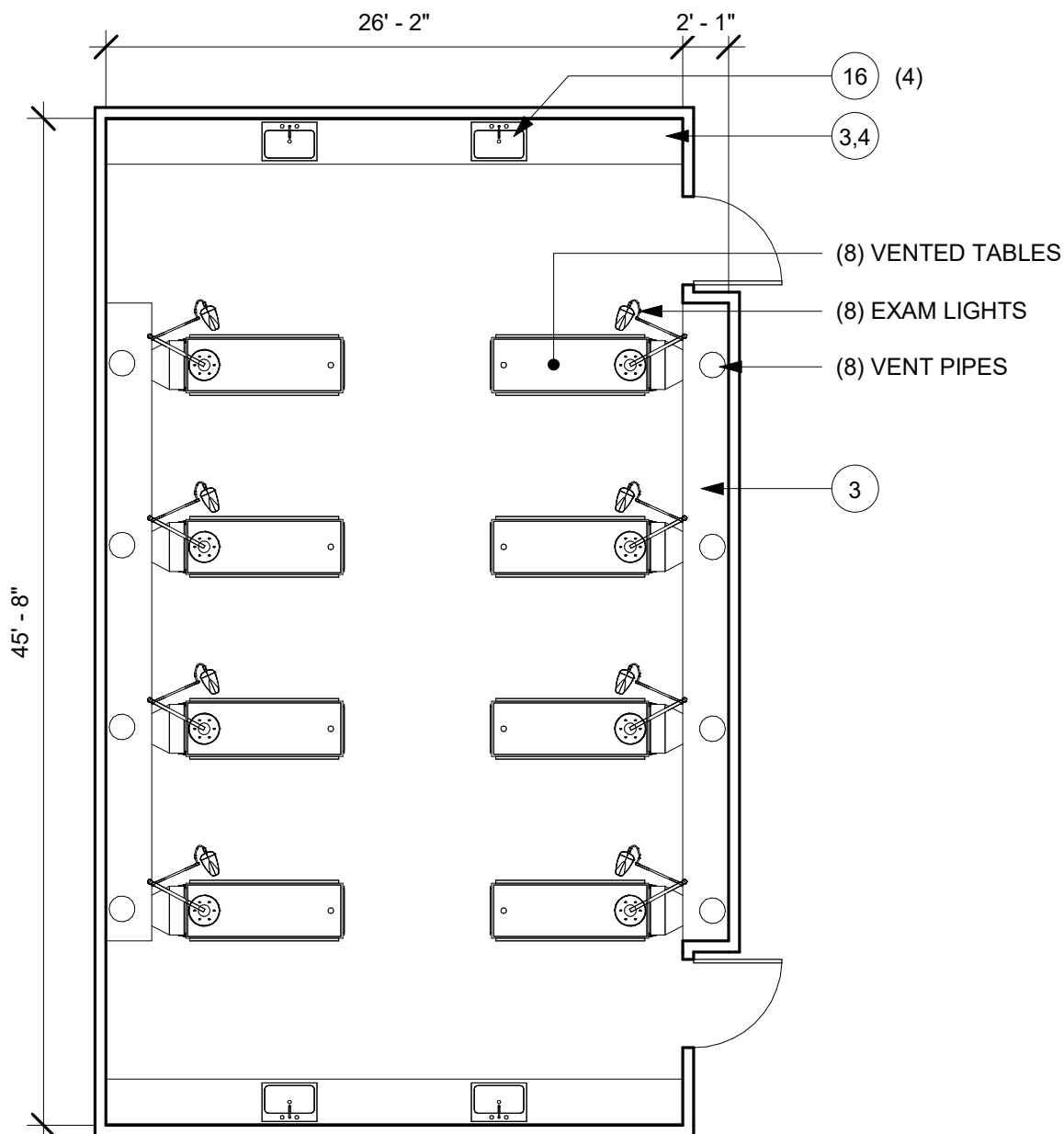
GROUP 2 - OFOI

- | | |
|----------------------|-----------------------------|
| A. Desk | M. Refrigerator |
| B. Side Chair | N. Microwave |
| C. Clock | O. Flat Panel Monitor |
| D. Trash Bin | P. AV Rack |
| E. Recycling Bin | Q. Multimedia Projector |
| F. Table | R. Video Camera |
| G. File Cabinet | S. Lectern |
| H. Computer Terminal | T. Adjustable Open Shelving |
| I. Copier | U. Wire Shelving |
| J. Printer | V. Bed |
| K. Sofa | W. Exam Table |
| L. Arm Chair | X. Stool |

0' 4' 8' 16'



SCALE : 1/8" = 1'-0"



Room Code: A 1.04
Room Name: Table Wash
Space Type: Anatomy
Area: 150 SF
Quantity: (1)

SYMBOLS:

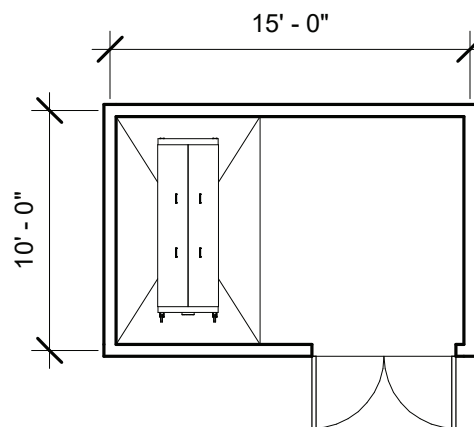
▼ Telephone ⬡ Duplex □ WAP
▽ Data ▢ Cable ▢ Combined Floor Box

GROUP 1 - CFCI

- | | |
|-----------------------------|----------------------------------|
| 1. Writable Surface | 13. Pipe Drop Chase |
| 2. Tack Board (Acoustic) | 14. Cup Sink |
| 3. Base cabinet | 15. Projection Screen |
| 4. 12" Wall Cabinet | 16. Laboratory Sink |
| 5. Countertop | 17. Storefront Glass |
| 6. Tall Cabinet | 18. Moveable Demonstration Bench |
| 7. Sink w/garbage Disposal | 19. Moveable Laboratory Table |
| 8. Hand Sanitizer Dispenser | 20. Cylinder Rack |
| 9. Paper Towel Dispenser | 21. Overhead Service Carrier |
| 10. Under Counter Raceway | 22. Mock Headwall |
| 11. Hand Wash Sink | 23. Autoclave |
| 12. Scullery Sink | 24. Equipment Space |

GROUP 2 - OFOI

- | | |
|----------------------|-----------------------------|
| A. Desk | M. Refrigerator |
| B. Side Chair | N. Microwave |
| C. Clock | O. Flat Panel Monitor |
| D. Trash Bin | P. AV Rack |
| E. Recycling Bin | Q. Multimedia Projector |
| F. Table | R. Video Camera |
| G. File Cabinet | S. Lectern |
| H. Computer Terminal | T. Adjustable Open Shelving |
| I. Copier | U. Wire Shelving |
| J. Printer | V. Bed |
| K. Sofa | W. Exam Table |
| L. Arm Chair | X. Stool |



0' 4' 8' 16'



SCALE : 1/8" = 1'-0"

Room Code: A 1.08
Room Name: Cadaver Prep Lab
Space Type: Anatomy
Area: 200 SF
Quantity: (1)

SYMBOLS:

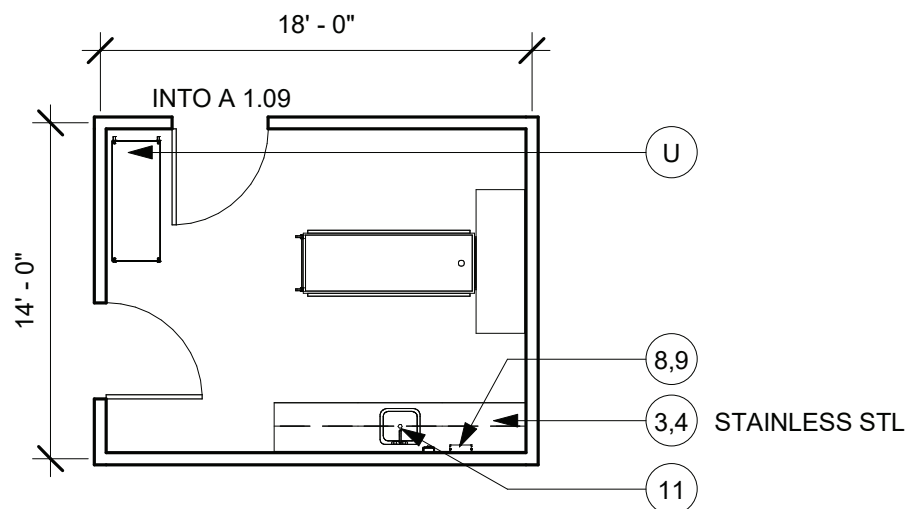
▼ Telephone ⬡ Duplex □ WAP
▽ Data ▢ Cable ▢ Combined Floor Box

GROUP 1 - CFCI

- | | |
|-----------------------------|----------------------------------|
| 1. Writable Surface | 13. Pipe Drop Chase |
| 2. Tack Board (Acoustic) | 14. Cup Sink |
| 3. Base cabinet | 15. Projection Screen |
| 4. 12" Wall Cabinet | 16. Laboratory Sink |
| 5. Countertop | 17. Storefront Glass |
| 6. Tall Cabinet | 18. Moveable Demonstration Bench |
| 7. Sink w/garbage Disposal | 19. Moveable Laboratory Table |
| 8. Hand Sanitizer Dispenser | 20. Cylinder Rack |
| 9. Paper Towel Dispenser | 21. Overhead Service Carrier |
| 10. Under Counter Raceway | 22. Mock Headwall |
| 11. Hand Wash Sink | 23. Autoclave |
| 12. Scullery Sink | 24. Equipment Space |

GROUP 2 - OFOI

- | | |
|----------------------|-----------------------------|
| A. Desk | M. Refrigerator |
| B. Side Chair | N. Microwave |
| C. Clock | O. Flat Panel Monitor |
| D. Trash Bin | P. AV Rack |
| E. Recycling Bin | Q. Multimedia Projector |
| F. Table | R. Video Camera |
| G. File Cabinet | S. Lectern |
| H. Computer Terminal | T. Adjustable Open Shelving |
| I. Copier | U. Wire Shelving |
| J. Printer | V. Bed |
| K. Sofa | W. Exam Table |
| L. Arm Chair | X. Stool |



0' 4' 8' 16'

SCALE : 1/8" = 1'-0"

Room Code: A 1.09
Room Name: Cadaver Refrigerator
Space Type: Anatomy
Area: 300 SF
Quantity: (1)

SYMBOLS:

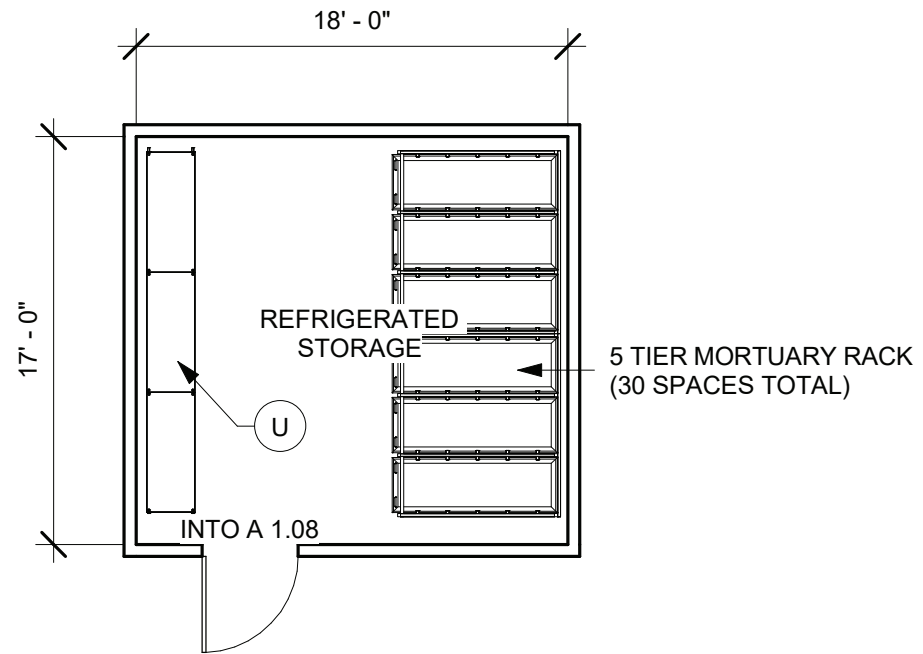
▼ Telephone ⬡ Duplex □ WAP
▽ Data ▢ Cable ▢ Combined Floor Box

GROUP 1 - CFCI

- | | |
|-----------------------------|----------------------------------|
| 1. Writable Surface | 13. Pipe Drop Chase |
| 2. Tack Board (Acoustic) | 14. Cup Sink |
| 3. Base cabinet | 15. Projection Screen |
| 4. 12" Wall Cabinet | 16. Laboratory Sink |
| 5. Countertop | 17. Storefront Glass |
| 6. Tall Cabinet | 18. Moveable Demonstration Bench |
| 7. Sink w/garbage Disposal | 19. Moveable Laboratory Table |
| 8. Hand Sanitizer Dispenser | 20. Cylinder Rack |
| 9. Paper Towel Dispenser | 21. Overhead Service Carrier |
| 10. Under Counter Raceway | 22. Mock Headwall |
| 11. Hand Wash Sink | 23. Autoclave |
| 12. Scullery Sink | 24. Equipment Space |

GROUP 2 - OFOI

- | | |
|----------------------|-----------------------------|
| A. Desk | M. Refrigerator |
| B. Side Chair | N. Microwave |
| C. Clock | O. Flat Panel Monitor |
| D. Trash Bin | P. AV Rack |
| E. Recycling Bin | Q. Multimedia Projector |
| F. Table | R. Video Camera |
| G. File Cabinet | S. Lectern |
| H. Computer Terminal | T. Adjustable Open Shelving |
| I. Copier | U. Wire Shelving |
| J. Printer | V. Bed |
| K. Sofa | W. Exam Table |
| L. Arm Chair | X. Stool |



Room Code: A 1.10
Room Name: Chemical Storage
Space Type: Anatomy
Area: 100 SF
Quantity: (1)

SYMBOLS:

▼ Telephone ⬡ Duplex ⬢ WAP
▽ Data ⬢ Cable ⬢ Combined Floor Box

GROUP 1 - CFCI

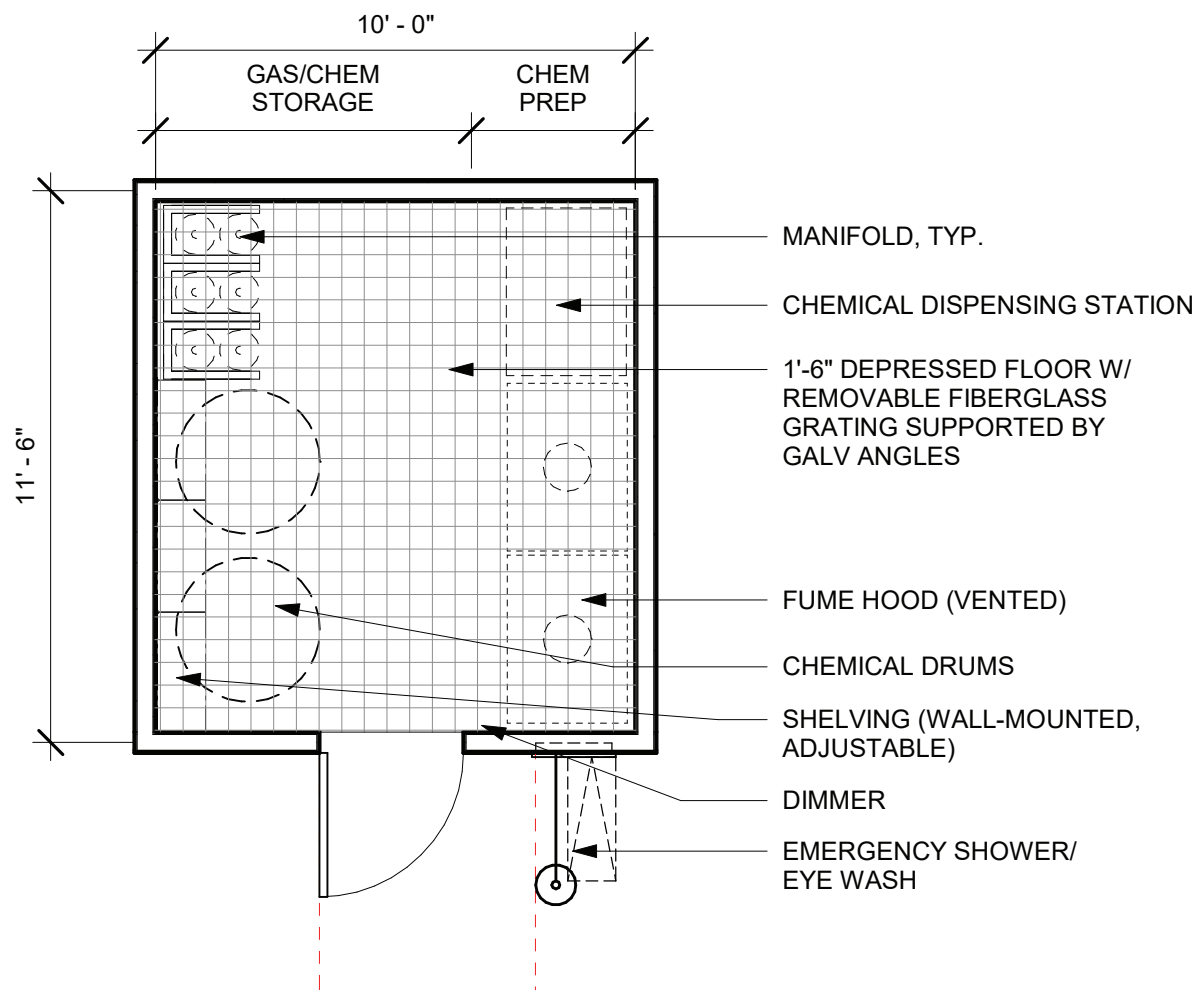
- | | |
|-----------------------------|----------------------------------|
| 1. Writable Surface | 13. Pipe Drop Chase |
| 2. Tack Board (Acoustic) | 14. Cup Sink |
| 3. Base cabinet | 15. Projection Screen |
| 4. 12" Wall Cabinet | 16. Laboratory Sink |
| 5. Countertop | 17. Storefront Glass |
| 6. Tall Cabinet | 18. Moveable Demonstration Bench |
| 7. Sink w/garbage Disposal | 19. Moveable Laboratory Table |
| 8. Hand Sanitizer Dispenser | 20. Cylinder Rack |
| 9. Paper Towel Dispenser | 21. Overhead Service Carrier |
| 10. Under Counter Raceway | 22. Mock Headwall |
| 11. Hand Wash Sink | 23. Autoclave |
| 12. Scullery Sink | 24. Equipment Space |

GROUP 2 - OFOI

- | | |
|----------------------|-----------------------------|
| A. Desk | M. Refrigerator |
| B. Side Chair | N. Microwave |
| C. Clock | O. Flat Panel Monitor |
| D. Trash Bin | P. AV Rack |
| E. Recycling Bin | Q. Multimedia Projector |
| F. Table | R. Video Camera |
| G. File Cabinet | S. Lectern |
| H. Computer Terminal | T. Adjustable Open Shelving |
| I. Copier | U. Wire Shelving |
| J. Printer | V. Bed |
| K. Sofa | W. Exam Table |
| L. Arm Chair | X. Stool |



SCALE : 1/4" = 1'-0"



Room Code: A 1.11
Room Name: Storage
Space Type: Anatomy
Area: 250 SF
Quantity: (2)

SYMBOLS:

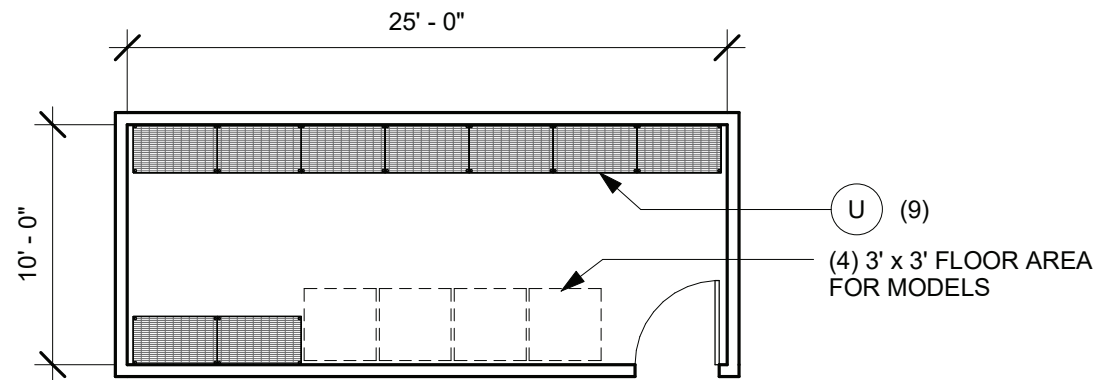
▼ Telephone ⬡ Duplex □ WAP
▽ Data □ Cable ▽ P Combined Floor Box

GROUP 1 - CFCI

- | | |
|-----------------------------|----------------------------------|
| 1. Writable Surface | 13. Pipe Drop Chase |
| 2. Tack Board (Acoustic) | 14. Cup Sink |
| 3. Base cabinet | 15. Projection Screen |
| 4. 12" Wall Cabinet | 16. Laboratory Sink |
| 5. Countertop | 17. Storefront Glass |
| 6. Tall Cabinet | 18. Moveable Demonstration Bench |
| 7. Sink w/garbage Disposal | 19. Moveable Laboratory Table |
| 8. Hand Sanitizer Dispenser | 20. Cylinder Rack |
| 9. Paper Towel Dispenser | 21. Overhead Service Carrier |
| 10. Under Counter Raceway | 22. Mock Headwall |
| 11. Hand Wash Sink | 23. Autoclave |
| 12. Scullery Sink | 24. Equipment Space |

GROUP 2 - OFOI

- | | |
|----------------------|-----------------------------|
| A. Desk | M. Refrigerator |
| B. Side Chair | N. Microwave |
| C. Clock | O. Flat Panel Monitor |
| D. Trash Bin | P. AV Rack |
| E. Recycling Bin | Q. Multimedia Projector |
| F. Table | R. Video Camera |
| G. File Cabinet | S. Lectern |
| H. Computer Terminal | T. Adjustable Open Shelving |
| I. Copier | U. Wire Shelving |
| J. Printer | V. Bed |
| K. Sofa | W. Exam Table |
| L. Arm Chair | X. Stool |



community life

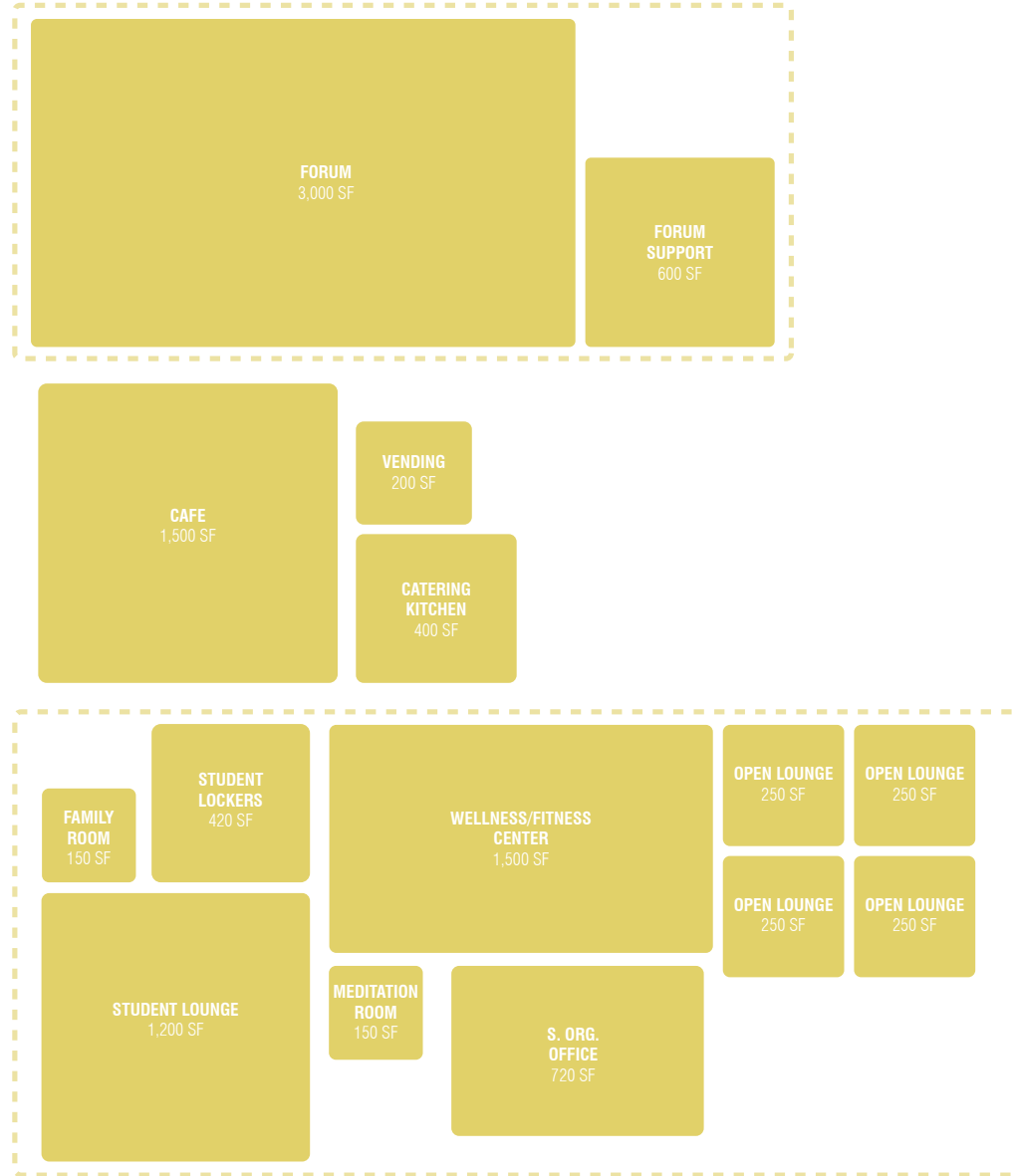
program & room data

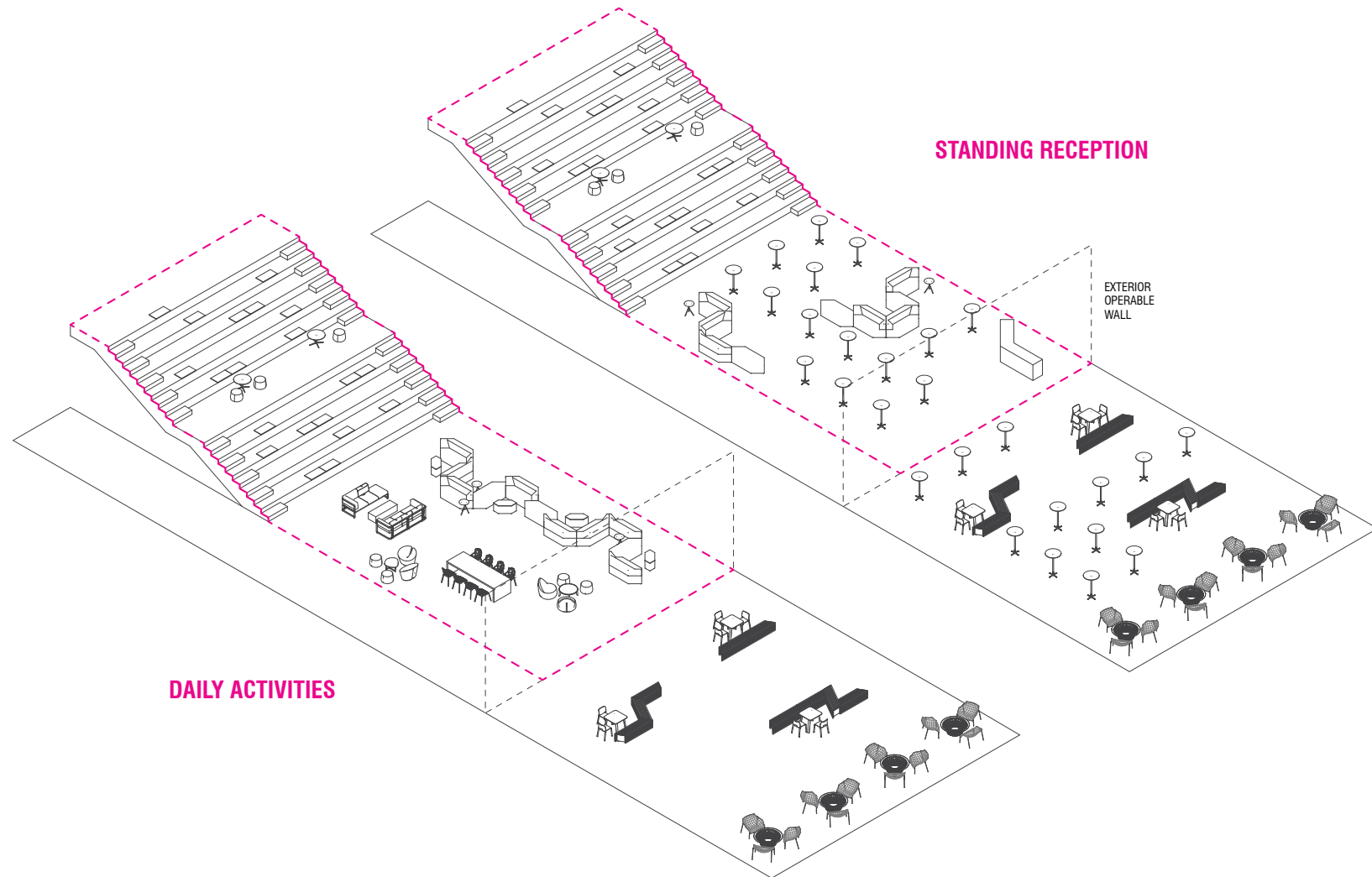
UNLV School of Medicine - MEDICAL EDUCATION BUILDING

TSK / CO Architects
9/10/2019

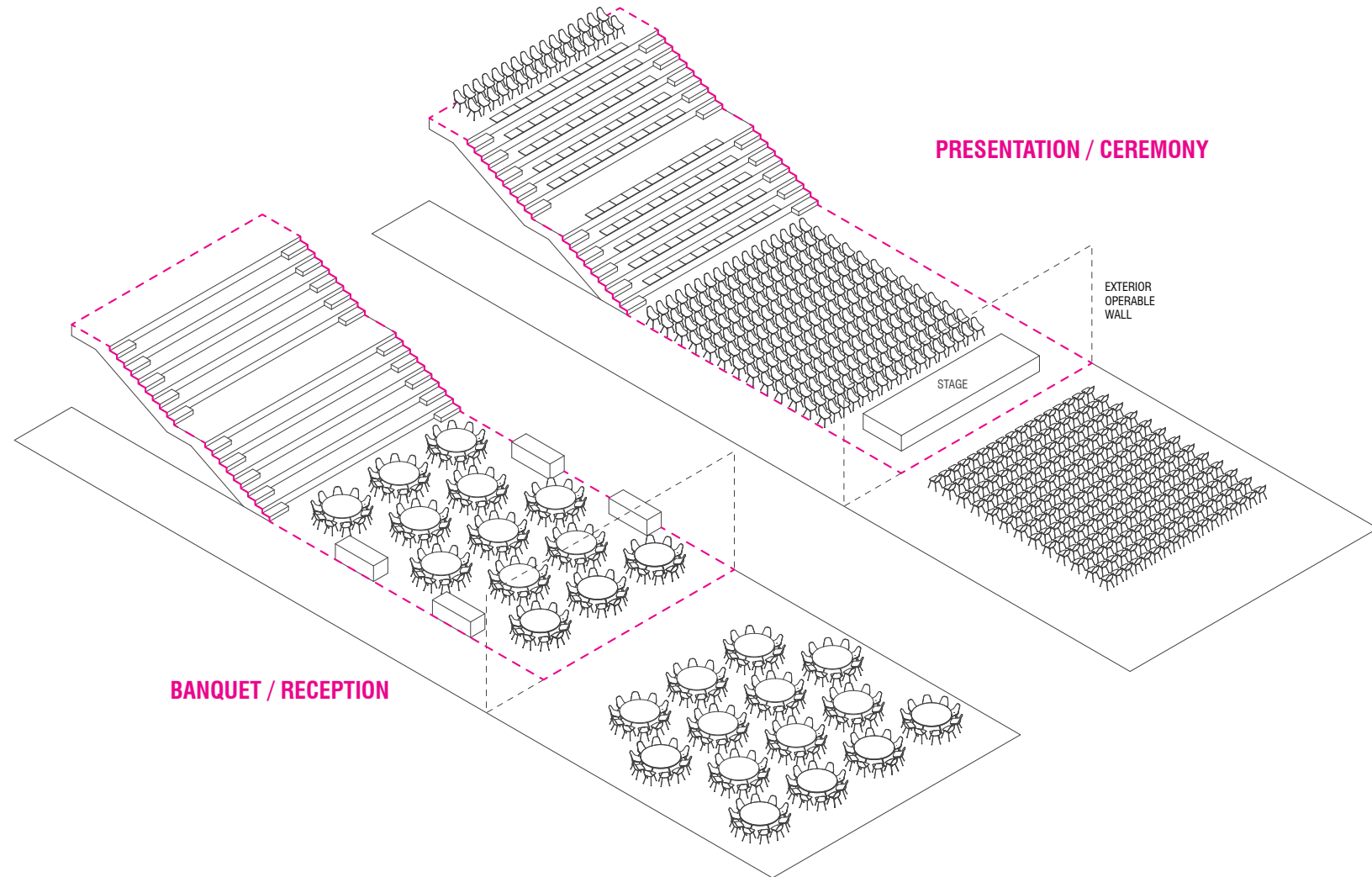
Space No.	Program	Quantity	No. Seats	ASF Each	ASF Subtotal	Notes
COMMUNITY LIFE						
CL 1.00	Forum	1		3,000	3,000	Reduced size from 3500 to 3000
CL 1.01	Forum Support	1		600	600	Reduced size from 700 to 600, 20% of Forum ASF
CL 1.02	Student Organization Office	1	6	720	720	
CL 1.03	Student Lounge	1		1,200	1,200	Reduced size from 1500 to 1200
CL 1.04	Open Lounge	4		250	1,000	Distributed
CL 1.05	Café	1		1,500	1,500	Central café/food service
CL 1.06	Café Seating	0		600	0	Utilize Forum
CL 1.07	Vending	1		200	200	
CL 1.08	Catering Kitchen	1		400	400	Increased from 300
CL 1.09	Wellness / Fitness Center	1		1,500	1,500	Includes showers from building support
CL 1.10	Meditation Room	1		150	150	Reduced size from 250
CL 1.11	Family Room	1		150	150	Reduced size from 200. Single chair with sink & refrigerator.
CL 1.12	Student Lockers	1		420	420	
Subtotal - Community Life					10,840	

Community Life 10,840 ASF





FORUM EVENT SCENARIOS



FORUM EVENT SCENARIOS

Room Code: CL 1.00
Room Name: Forum
Space Type: Community Life
Area: 3,000 SF
Quantity: (1)

SYMBOLS:

▼ Telephone ⬡ Duplex □ WAP
▽ Data ▢ Cable ▢ Combined Floor Box

GROUP 1 - CFCI

- | | |
|-----------------------------|----------------------------------|
| 1. Writable Surface | 13. Pipe Drop Chase |
| 2. Tack Board (Acoustic) | 14. Cup Sink |
| 3. Base cabinet | 15. Projection Screen |
| 4. 12" Wall Cabinet | 16. Laboratory Sink |
| 5. Countertop | 17. Storefront Glass |
| 6. Tall Cabinet | 18. Moveable Demonstration Bench |
| 7. Sink w/garbage Disposal | 19. Moveable Laboratory Table |
| 8. Hand Sanitizer Dispenser | 20. Cylinder Rack |
| 9. Paper Towel Dispenser | 21. Overhead Service Carrier |
| 10. Under Counter Raceway | 22. Mock Headwall |
| 11. Hand Wash Sink | 23. Autoclave |
| 12. Scullery Sink | 24. Equipment Space |

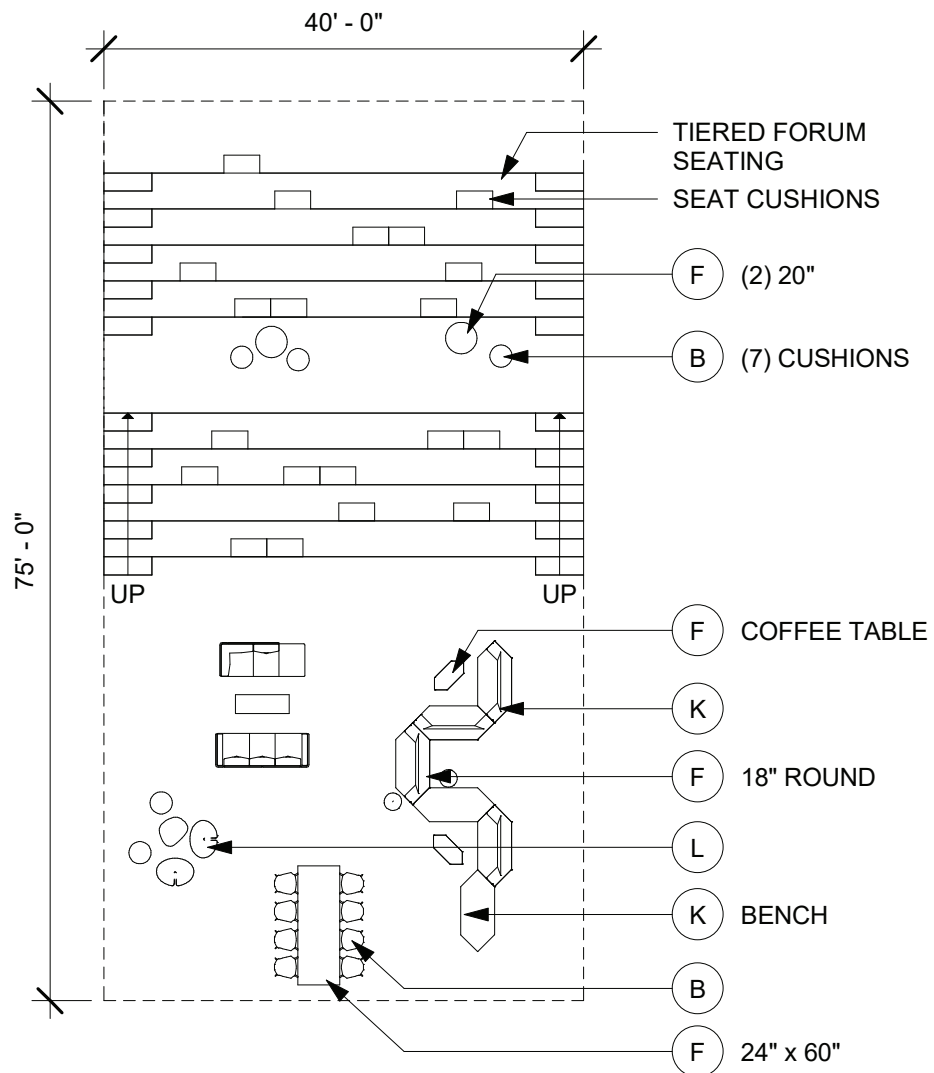
GROUP 2 - OFOI

- | | |
|----------------------|-----------------------------|
| A. Desk | M. Refrigerator |
| B. Side Chair | N. Microwave |
| C. Clock | O. Flat Panel Monitor |
| D. Trash Bin | P. AV Rack |
| E. Recycling Bin | Q. Multimedia Projector |
| F. Table | R. Video Camera |
| G. File Cabinet | S. Lectern |
| H. Computer Terminal | T. Adjustable Open Shelving |
| I. Copier | U. Wire Shelving |
| J. Printer | V. Bed |
| K. Sofa | W. Exam Table |
| L. Arm Chair | X. Stool |

0' 8' 16' 32'



SCALE : 1/16" = 1'-0"



Room Code: CL 1.02
Room Name: Student Organization Office
Space Type: Community Life
Area: 720 SF
Quantity: (1); 6 seats

SYMBOLS:

▼ Telephone ⌂ Duplex □ WAP
▽ Data ▢ Cable ▢ Combined Floor Box

GROUP 1 - CFCI

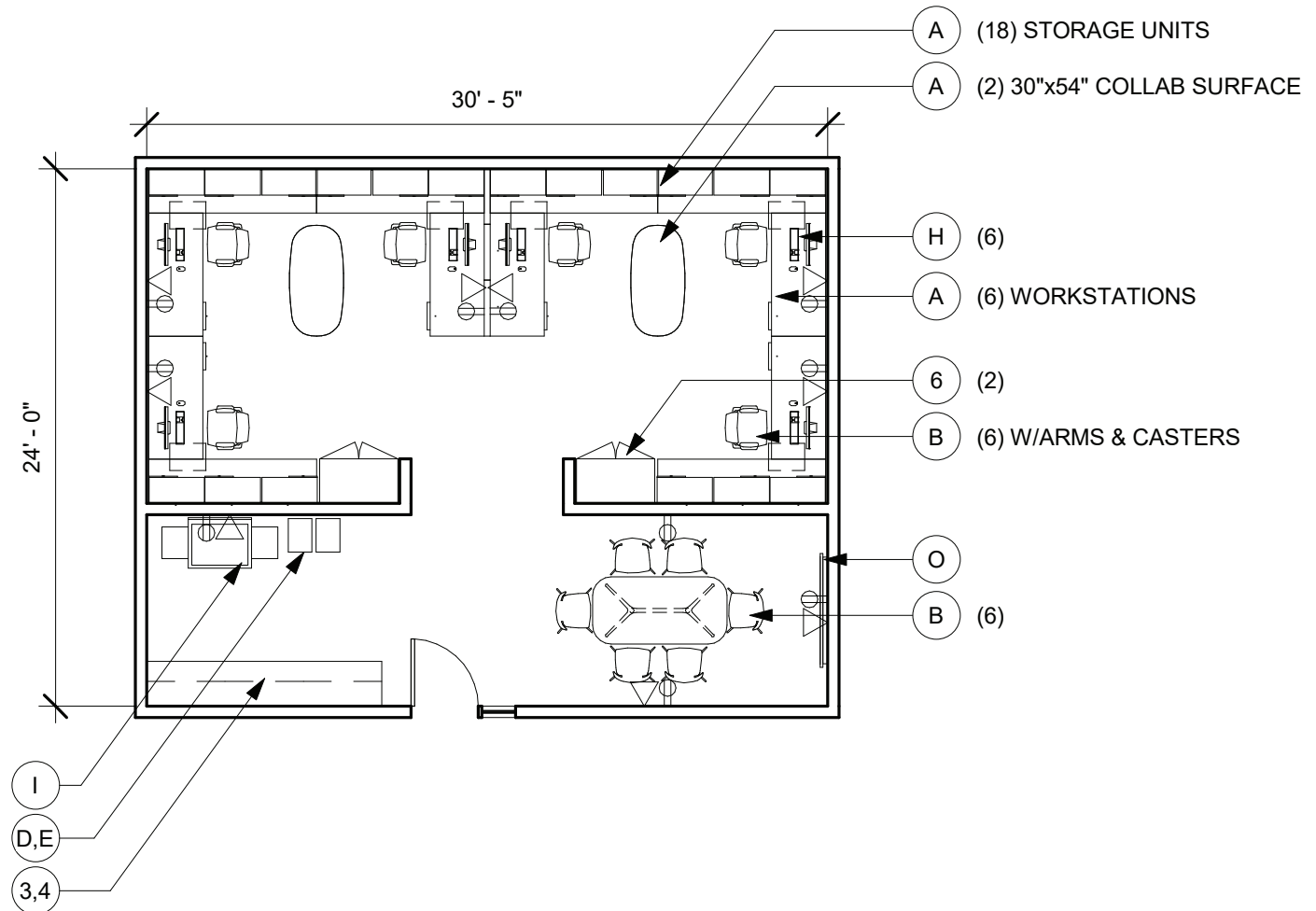
- | | |
|-----------------------------|----------------------------------|
| 1. Writable Surface | 13. Pipe Drop Chase |
| 2. Tack Board (Acoustic) | 14. Cup Sink |
| 3. Base cabinet | 15. Projection Screen |
| 4. 12" Wall Cabinet | 16. Laboratory Sink |
| 5. Countertop | 17. Storefront Glass |
| 6. Tall Cabinet | 18. Moveable Demonstration Bench |
| 7. Sink w/garbage Disposal | 19. Moveable Laboratory Table |
| 8. Hand Sanitizer Dispenser | 20. Cylinder Rack |
| 9. Paper Towel Dispenser | 21. Overhead Service Carrier |
| 10. Under Counter Raceway | 22. Mock Headwall |
| 11. Hand Wash Sink | 23. Autoclave |
| 12. Scullery Sink | 24. Equipment Space |

GROUP 2 - OFOI

- | | |
|----------------------|-----------------------------|
| A. Desk | M. Refrigerator |
| B. Side Chair | N. Microwave |
| C. Clock | O. Flat Panel Monitor |
| D. Trash Bin | P. AV Rack |
| E. Recycling Bin | Q. Multimedia Projector |
| F. Table | R. Video Camera |
| G. File Cabinet | S. Lectern |
| H. Computer Terminal | T. Adjustable Open Shelving |
| I. Copier | U. Wire Shelving |
| J. Printer | V. Bed |
| K. Sofa | W. Exam Table |
| L. Arm Chair | X. Stool |



SCALE : 1/8" = 1'-0"



Room Code: CL 1.03
Room Name: Student Lounge
Space Type: Community Life
Area: 1,200 SF
Quantity: (1)

SYMBOLS:

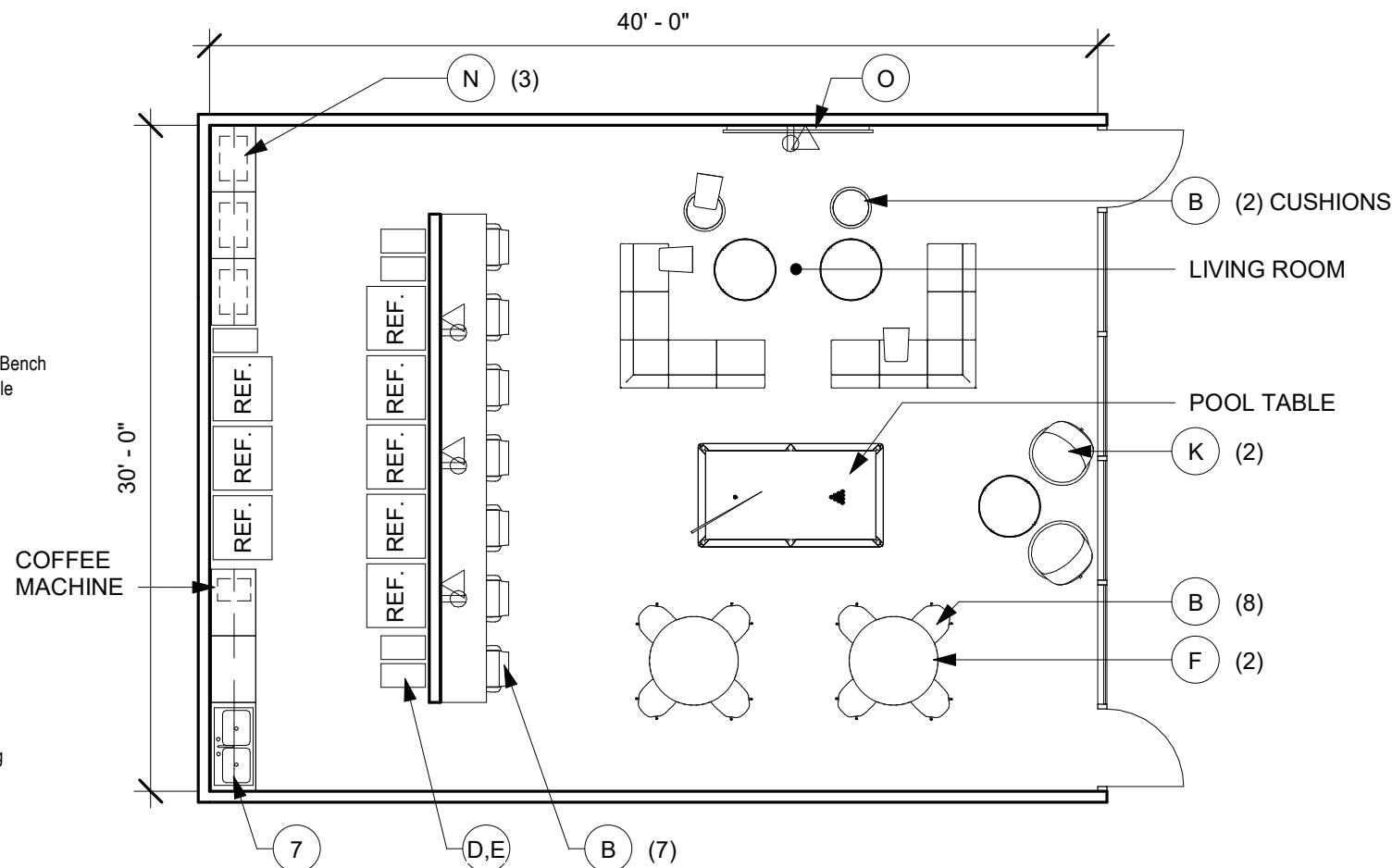
▼ Telephone ⌂ Duplex ☐ WAP
▽ Data ⌂ Cable ☐ Combined Floor Box

GROUP 1 - CFCI

- | | |
|-----------------------------|----------------------------------|
| 1. Writable Surface | 13. Pipe Drop Chase |
| 2. Tack Board (Acoustic) | 14. Cup Sink |
| 3. Base cabinet | 15. Projection Screen |
| 4. 12" Wall Cabinet | 16. Laboratory Sink |
| 5. Countertop | 17. Storefront Glass |
| 6. Tall Cabinet | 18. Moveable Demonstration Bench |
| 7. Sink w/garbage Disposal | 19. Moveable Laboratory Table |
| 8. Hand Sanitizer Dispenser | 20. Cylinder Rack |
| 9. Paper Towel Dispenser | 21. Overhead Service Carrier |
| 10. Under Counter Raceway | 22. Mock Headwall |
| 11. Hand Wash Sink | 23. Autoclave |
| 12. Scullery Sink | 24. Equipment Space |

GROUP 2 - OFOI

- | | |
|----------------------|-----------------------------|
| A. Desk | M. Refrigerator |
| B. Side Chair | N. Microwave |
| C. Clock | O. Flat Panel Monitor |
| D. Trash Bin | P. AV Rack |
| E. Recycling Bin | Q. Multimedia Projector |
| F. Table | R. Video Camera |
| G. File Cabinet | S. Lectern |
| H. Computer Terminal | T. Adjustable Open Shelving |
| I. Copier | U. Wire Shelving |
| J. Printer | V. Bed |
| K. Sofa | W. Exam Table |
| L. Arm Chair | X. Stool |



0' 4' 8' 16'



SCALE : 1/8" = 1'-0"

Room Code: CL 1.04
Room Name: Open Lounge
Space Type: Community Life
Area: 250 SF
Quantity: (4)

SYMBOLS:

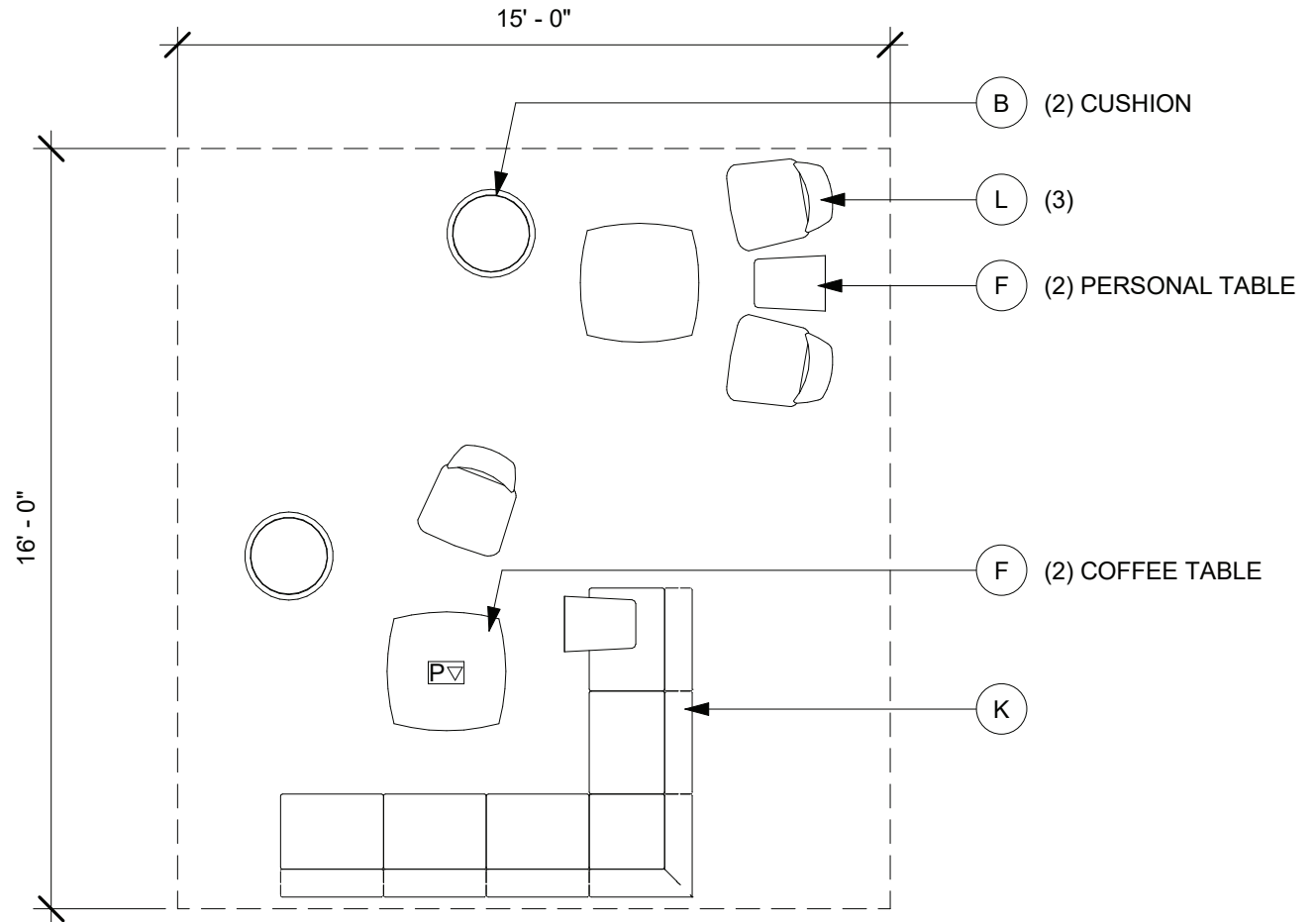
▼ Telephone ⬡ Duplex ⬢ WAP
▽ Data ⬢ Cable ⬢ Combined Floor Box

GROUP 1 - CFCI

- | | |
|-----------------------------|----------------------------------|
| 1. Writable Surface | 13. Pipe Drop Chase |
| 2. Tack Board (Acoustic) | 14. Cup Sink |
| 3. Base cabinet | 15. Projection Screen |
| 4. 12" Wall Cabinet | 16. Laboratory Sink |
| 5. Countertop | 17. Storefront Glass |
| 6. Tall Cabinet | 18. Moveable Demonstration Bench |
| 7. Sink w/garbage Disposal | 19. Moveable Laboratory Table |
| 8. Hand Sanitizer Dispenser | 20. Cylinder Rack |
| 9. Paper Towel Dispenser | 21. Overhead Service Carrier |
| 10. Under Counter Raceway | 22. Mock Headwall |
| 11. Hand Wash Sink | 23. Autoclave |
| 12. Scullery Sink | 24. Equipment Space |

GROUP 2 - OFOI

- | | |
|----------------------|-----------------------------|
| A. Desk | M. Refrigerator |
| B. Side Chair | N. Microwave |
| C. Clock | O. Flat Panel Monitor |
| D. Trash Bin | P. AV Rack |
| E. Recycling Bin | Q. Multimedia Projector |
| F. Table | R. Video Camera |
| G. File Cabinet | S. Lectern |
| H. Computer Terminal | T. Adjustable Open Shelving |
| I. Copier | U. Wire Shelving |
| J. Printer | V. Bed |
| K. Sofa | W. Exam Table |
| L. Arm Chair | X. Stool |



SCALE : 1/4" = 1'-0"

Room Code: CL 1.05 / CL 1.06
Room Name: Cafe / Cafe Seating
Space Type: Community Life
Area: 1,500 SF / 600 SF
Quantity: (1)

SYMBOLS:

▼ Telephone ⌂ Duplex ☐ WAP
▽ Data ▢ Cable ▢ Combined Floor Box

GROUP 1 - CFCI

- | | |
|-----------------------------|----------------------------------|
| 1. Writable Surface | 13. Pipe Drop Chase |
| 2. Tack Board (Acoustic) | 14. Cup Sink |
| 3. Base cabinet | 15. Projection Screen |
| 4. 12" Wall Cabinet | 16. Laboratory Sink |
| 5. Countertop | 17. Storefront Glass |
| 6. Tall Cabinet | 18. Moveable Demonstration Bench |
| 7. Sink w/garbage Disposal | 19. Moveable Laboratory Table |
| 8. Hand Sanitizer Dispenser | 20. Cylinder Rack |
| 9. Paper Towel Dispenser | 21. Overhead Service Carrier |
| 10. Under Counter Raceway | 22. Mock Headwall |
| 11. Hand Wash Sink | 23. Autoclave |
| 12. Scullery Sink | 24. Equipment Space |

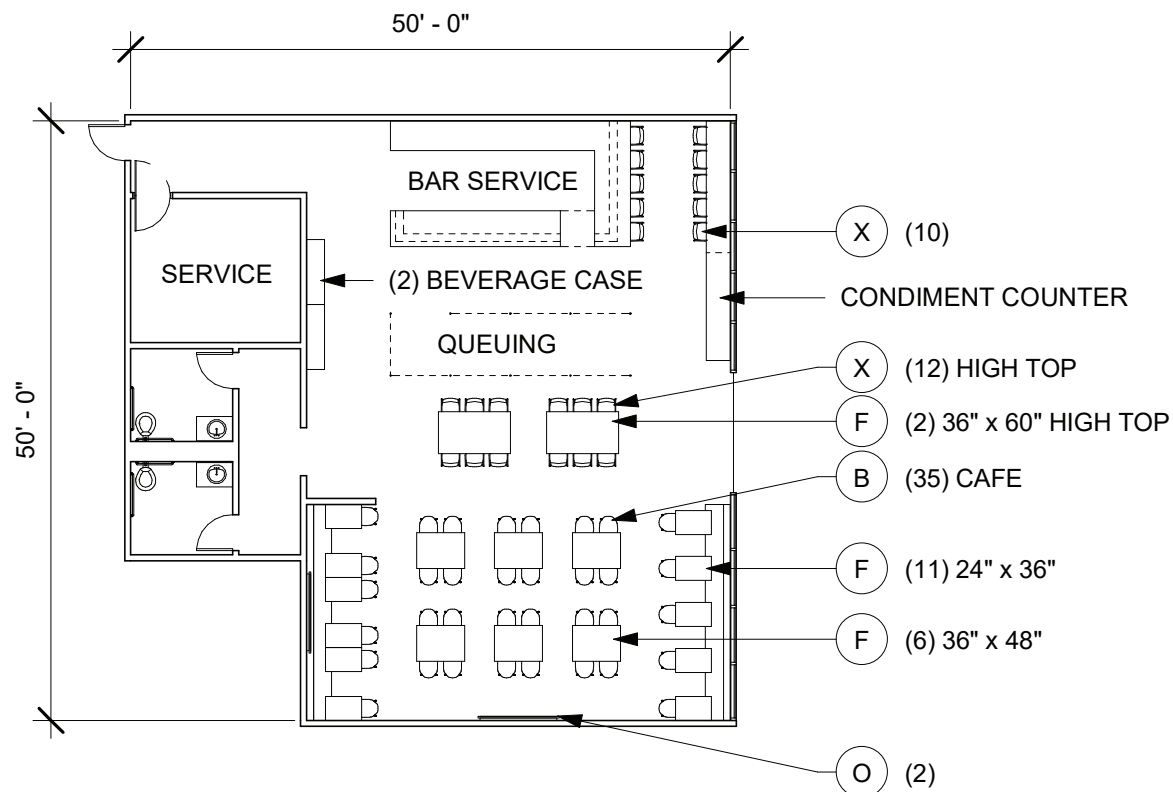
GROUP 2 - OFOI

- | | |
|----------------------|-----------------------------|
| A. Desk | M. Refrigerator |
| B. Side Chair | N. Microwave |
| C. Clock | O. Flat Panel Monitor |
| D. Trash Bin | P. AV Rack |
| E. Recycling Bin | Q. Multimedia Projector |
| F. Table | R. Video Camera |
| G. File Cabinet | S. Lectern |
| H. Computer Terminal | T. Adjustable Open Shelving |
| I. Copier | U. Wire Shelving |
| J. Printer | V. Bed |
| K. Sofa | W. Exam Table |
| L. Arm Chair | X. Stool |

0' 8' 16' 32'



SCALE : 1/16" = 1'-0"



Room Code: CL 1.08
Room Name: Catering Kitchen
Space Type: Community Life
Area: 400 SF
Quantity: (1)

SYMBOLS:

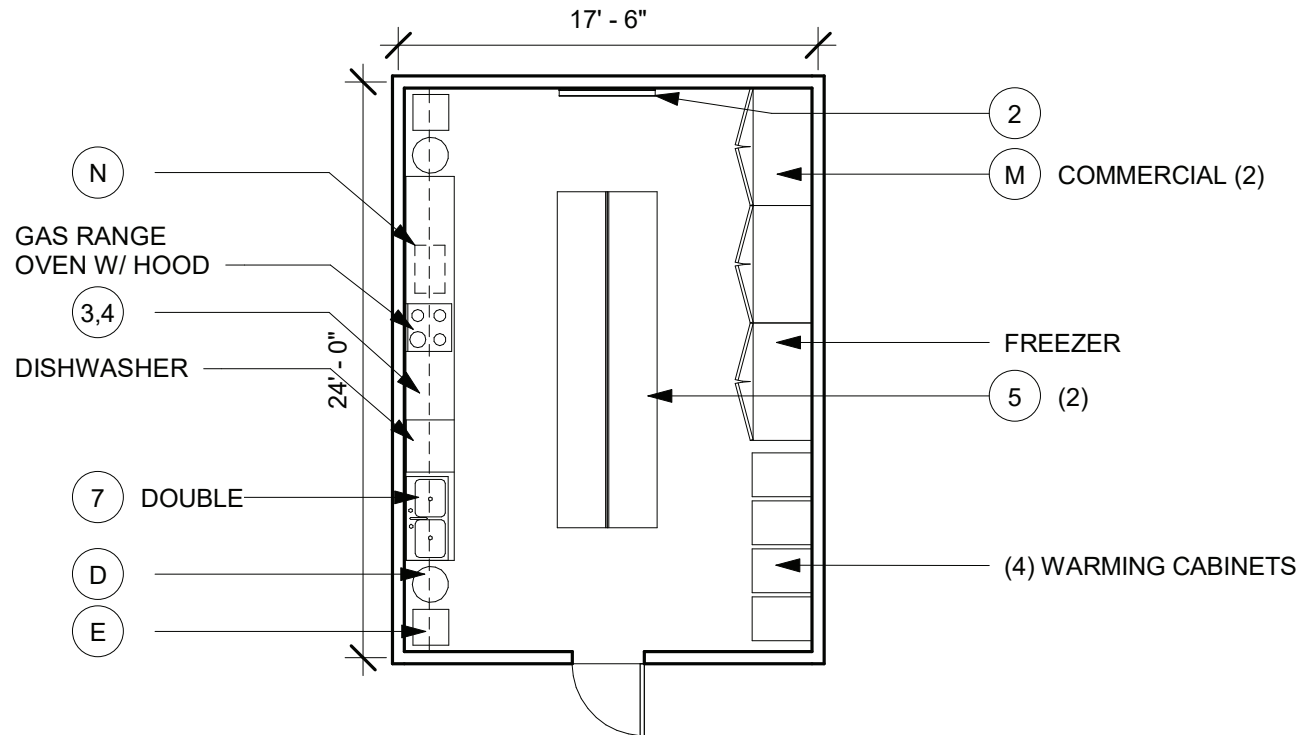
▼ Telephone ⬡ Duplex □ WAP
▽ Data ▢ Cable ▢ Combined Floor Box

GROUP 1 - CFCI

- | | |
|-----------------------------|----------------------------------|
| 1. Writable Surface | 13. Pipe Drop Chase |
| 2. Tack Board (Acoustic) | 14. Cup Sink |
| 3. Base cabinet | 15. Projection Screen |
| 4. 12" Wall Cabinet | 16. Laboratory Sink |
| 5. Countertop | 17. Storefront Glass |
| 6. Tall Cabinet | 18. Moveable Demonstration Bench |
| 7. Sink w/garbage Disposal | 19. Moveable Laboratory Table |
| 8. Hand Sanitizer Dispenser | 20. Cylinder Rack |
| 9. Paper Towel Dispenser | 21. Overhead Service Carrier |
| 10. Under Counter Raceway | 22. Mock Headwall |
| 11. Hand Wash Sink | 23. Autoclave |
| 12. Scullery Sink | 24. Equipment Space |

GROUP 2 - OFOI

- | | |
|----------------------|-----------------------------|
| A. Desk | M. Refrigerator |
| B. Side Chair | N. Microwave |
| C. Clock | O. Flat Panel Monitor |
| D. Trash Bin | P. AV Rack |
| E. Recycling Bin | Q. Multimedia Projector |
| F. Table | R. Video Camera |
| G. File Cabinet | S. Lectern |
| H. Computer Terminal | T. Adjustable Open Shelving |
| I. Copier | U. Wire Shelving |
| J. Printer | V. Bed |
| K. Sofa | W. Exam Table |
| L. Arm Chair | X. Stool |



Room Code: CL 1.09
Room Name: Wellness / Fitness Center / Showers
Space Type: Community Life
Area: 1,500 SF
Quantity: (1)

SYMBOLS:

▼ Telephone ⌂ Duplex □ WAP
▽ Data ▢ Cable ▢ Combined Floor Box

GROUP 1 - CFCI

- | | |
|-----------------------------|----------------------------------|
| 1. Writable Surface | 13. Pipe Drop Chase |
| 2. Tack Board (Acoustic) | 14. Cup Sink |
| 3. Base cabinet | 15. Projection Screen |
| 4. 12" Wall Cabinet | 16. Laboratory Sink |
| 5. Countertop | 17. Storefront Glass |
| 6. Tall Cabinet | 18. Moveable Demonstration Bench |
| 7. Sink w/garbage Disposal | 19. Moveable Laboratory Table |
| 8. Hand Sanitizer Dispenser | 20. Cylinder Rack |
| 9. Paper Towel Dispenser | 21. Overhead Service Carrier |
| 10. Under Counter Raceway | 22. Mock Headwall |
| 11. Hand Wash Sink | 23. Autoclave |
| 12. Scullery Sink | 24. Equipment Space |

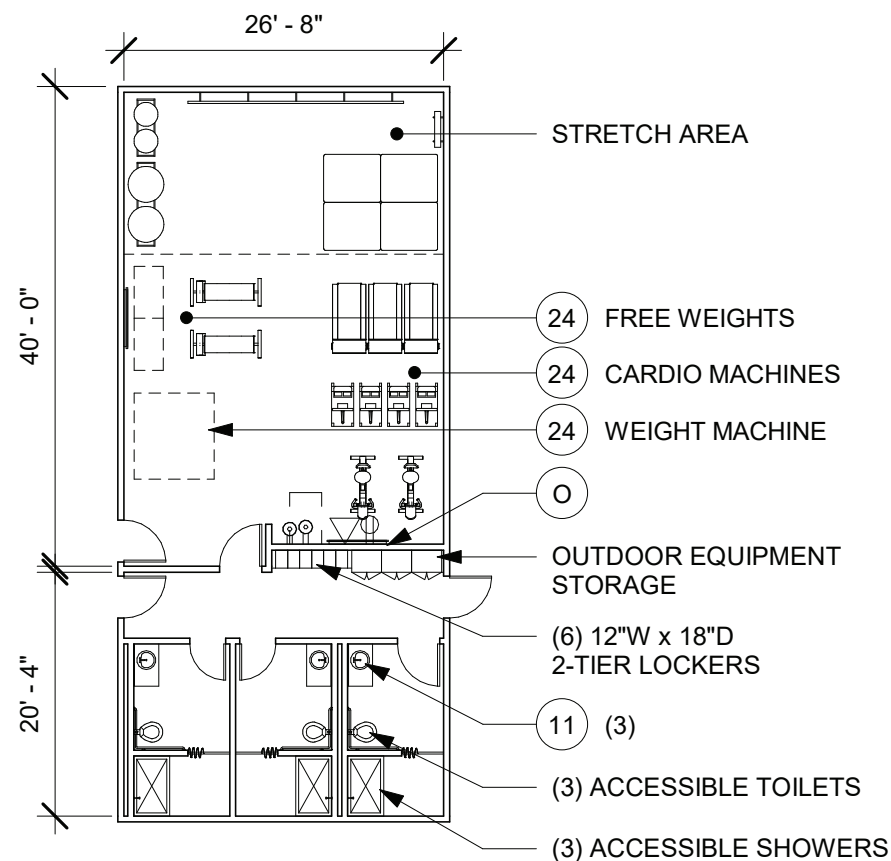
GROUP 2 - OFOI

- | | |
|----------------------|-----------------------------|
| A. Desk | M. Refrigerator |
| B. Side Chair | N. Microwave |
| C. Clock | O. Flat Panel Monitor |
| D. Trash Bin | P. AV Rack |
| E. Recycling Bin | Q. Multimedia Projector |
| F. Table | R. Video Camera |
| G. File Cabinet | S. Lectern |
| H. Computer Terminal | T. Adjustable Open Shelving |
| I. Copier | U. Wire Shelving |
| J. Printer | V. Bed |
| K. Sofa | W. Exam Table |
| L. Arm Chair | X. Stool |

0' 8' 16' 32'



SCALE : 1/16" = 1'-0"



Room Code: CL 1.10
Room Name: Meditation Room
Space Type: Community Life
Area: 250 SF
Quantity: (1)

SYMBOLS:

▼ Telephone ⬡ Duplex □ WAP
▽ Data ▢ Cable ▢ P Combined Floor Box

GROUP 1 - CFCI

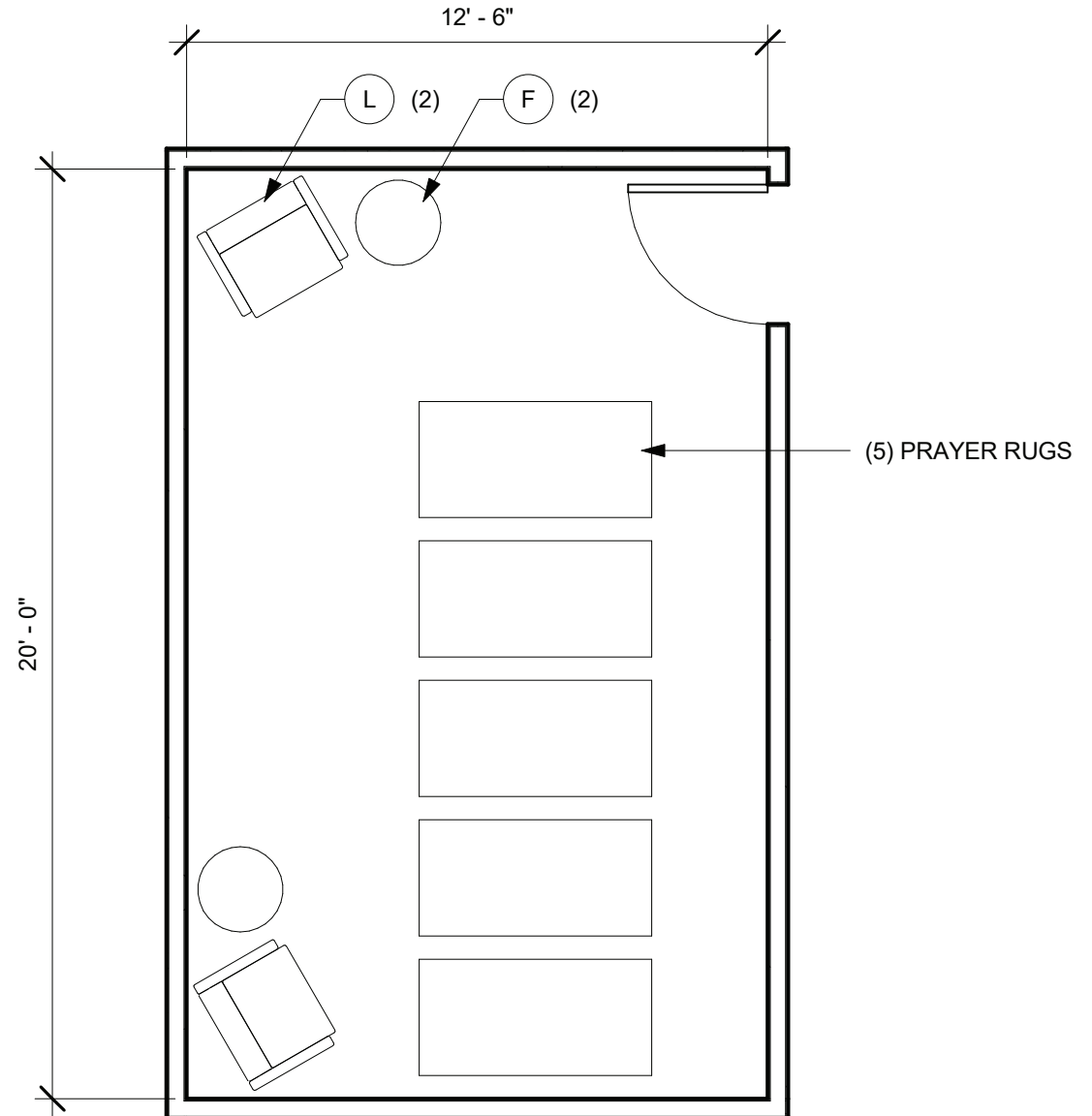
- | | |
|-----------------------------|----------------------------------|
| 1. Writable Surface | 13. Pipe Drop Chase |
| 2. Tack Board (Acoustic) | 14. Cup Sink |
| 3. Base cabinet | 15. Projection Screen |
| 4. 12" Wall Cabinet | 16. Laboratory Sink |
| 5. Countertop | 17. Storefront Glass |
| 6. Tall Cabinet | 18. Moveable Demonstration Bench |
| 7. Sink w/garbage Disposal | 19. Moveable Laboratory Table |
| 8. Hand Sanitizer Dispenser | 20. Cylinder Rack |
| 9. Paper Towel Dispenser | 21. Overhead Service Carrier |
| 10. Under Counter Raceway | 22. Mock Headwall |
| 11. Hand Wash Sink | 23. Autoclave |
| 12. Scullery Sink | 24. Equipment Space |

GROUP 2 - OFOI

- | | |
|----------------------|-----------------------------|
| A. Desk | M. Refrigerator |
| B. Side Chair | N. Microwave |
| C. Clock | O. Flat Panel Monitor |
| D. Trash Bin | P. AV Rack |
| E. Recycling Bin | Q. Multimedia Projector |
| F. Table | R. Video Camera |
| G. File Cabinet | S. Lectern |
| H. Computer Terminal | T. Adjustable Open Shelving |
| I. Copier | U. Wire Shelving |
| J. Printer | V. Bed |
| K. Sofa | W. Exam Table |
| L. Arm Chair | X. Stool |



SCALE : 1/4" = 1'-0"



Room Code: CL 1.11
Room Name: Family Room
Space Type: Community Life
Area: 200 SF
Quantity: (1)

SYMBOLS:

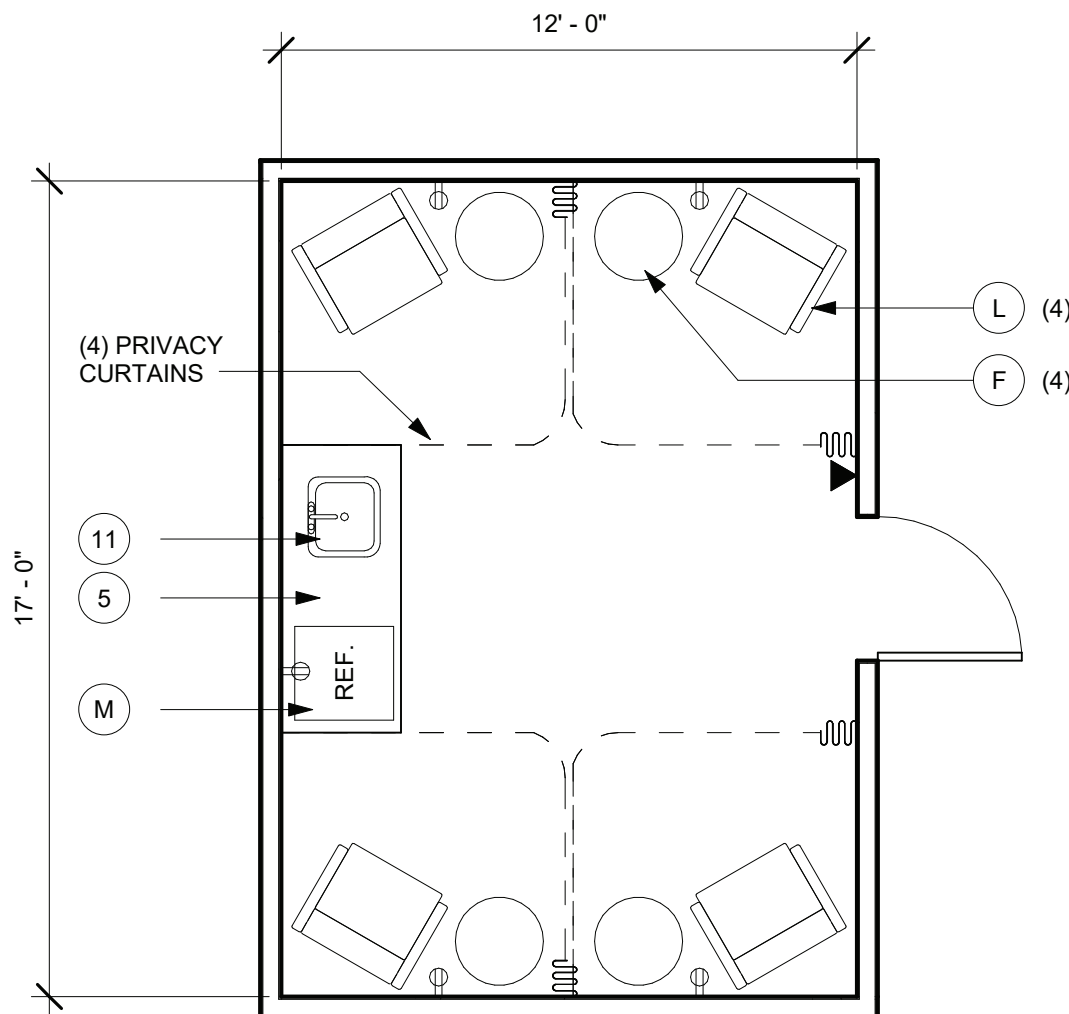
▼ Telephone ⌂ Duplex ☐ WAP
▽ Data ⌂ Cable ☐ Combined Floor Box

GROUP 1 - CFCI

- | | |
|-----------------------------|----------------------------------|
| 1. Writable Surface | 13. Pipe Drop Chase |
| 2. Tack Board (Acoustic) | 14. Cup Sink |
| 3. Base cabinet | 15. Projection Screen |
| 4. 12" Wall Cabinet | 16. Laboratory Sink |
| 5. Countertop | 17. Storefront Glass |
| 6. Tall Cabinet | 18. Moveable Demonstration Bench |
| 7. Sink w/garbage Disposal | 19. Moveable Laboratory Table |
| 8. Hand Sanitizer Dispenser | 20. Cylinder Rack |
| 9. Paper Towel Dispenser | 21. Overhead Service Carrier |
| 10. Under Counter Raceway | 22. Mock Headwall |
| 11. Hand Wash Sink | 23. Autoclave |
| 12. Scullery Sink | 24. Equipment Space |

GROUP 2 - OFOI

- | | |
|----------------------|-----------------------------|
| A. Desk | M. Refrigerator |
| B. Side Chair | N. Microwave |
| C. Clock | O. Flat Panel Monitor |
| D. Trash Bin | P. AV Rack |
| E. Recycling Bin | Q. Multimedia Projector |
| F. Table | R. Video Camera |
| G. File Cabinet | S. Lectern |
| H. Computer Terminal | T. Adjustable Open Shelving |
| I. Copier | U. Wire Shelving |
| J. Printer | V. Bed |
| K. Sofa | W. Exam Table |
| L. Arm Chair | X. Stool |



learning resources center **program & room data**

UNLV School of Medicine - MEDICAL EDUCATION BUILDING


TSK / CO Architects
9/10/2019

Space No.	Program	Quantity	No. Seats	ASF Each	ASF Subtotal	Notes
Medical Student Learning Resource Center / Study Collaboration						
OPEN STUDY						
LRC 2.00	Learning Commons (Seating/Computers)	1	35	1,080	1,080	
LRC 2.01	Casual Seating (Charging/Touchdown)	1	25	500	500	Increased to 25 seats from 15
LRC 2.02	Study Carrels	1	10	300	300	Reduced to 10 seats from 20
Subtotal - Open Study			70		1,880	
STUDY ROOMS						
LRC 2.03	1 Person Study Space	26	26	40	1,040	Increased quantity from 18 to 26
LRC 2.04	4 Person Study Room	12	48	120	1,440	Increased quantity from 10 to 12
LRC 2.05	8 Person Study Room	0	0	200	-	Removed
Subtotal - Study Rooms			74		2,480	

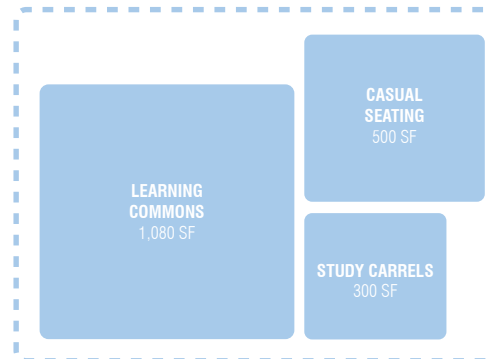
LRC SUPPORT & OFFICE							
LRC	2.06	Media Production Lab	1		700	700	Video production / recording studio (clean). Validate SF
		Maker Space	1		700	700	Fabrication / shop (dirty). Validate SF
LRC	2.07	Learning Resource Classroom	0		800	-	Validate. Could 30p classroom be used?
LRC	2.08	Information Service Desk	1	3	250	250	
LRC	2.09	Workroom/Storage	1		400	400	Reserve materials, kits, laptops, book stands, etc.
LRC	2.10	Printer/Copy Area	1		200	200	
LRC	2.11	Shelving	1		200	200	
LRC	2.12	Office - Director	1		120	120	
LRC	2.13	Office - Librarians	5		80	400	
LRC	2.14	Workstation - Staff	2		42	84	
LRC	2.15	Workstation - Student/Part-time staff	2		42	84	
LRC	2.16	Huddle Room	1		100	100	Added
LRC	2.17	Break Room	1	7	150	150	
Subtotal - LRC Support & Office						3,388	
Circulation @ 20%						678	
Subtotal - LRC/Study Collaboration				144 (Study Seats)		8,426	

Medical Student Learning Resource Center / Study Collaboration 8,426 ASF

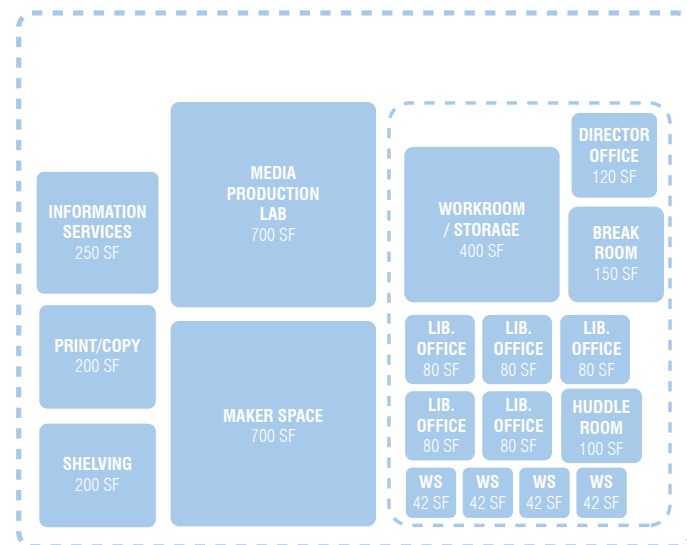
Study Rooms 2,480 ASF



Open Study 1,880 ASF



LRC Support & Office 3,388 ASF



Room Code: LRC 2.00
Room Name: Learning Commons
Space Type: Learning Resources Center
Area: 1,080 SF
Quantity: (1); 35 seats

SYMBOLS:

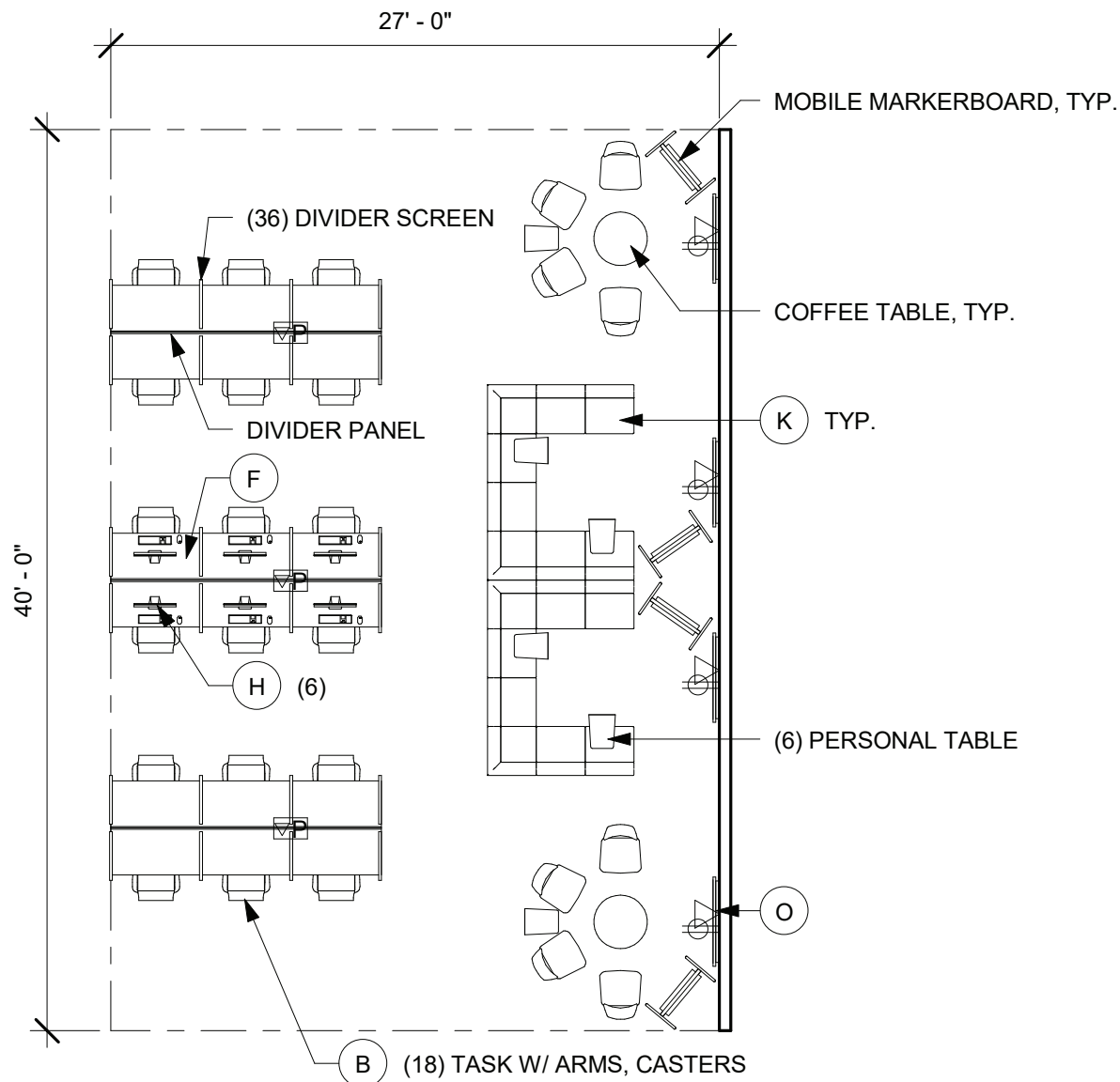
▼ Telephone ⌂ Duplex ☐ WAP
▽ Data ⌂ Cable ☐ Combined Floor Box

GROUP 1 - CFCI

- | | |
|-----------------------------|----------------------------------|
| 1. Writable Surface | 13. Pipe Drop Chase |
| 2. Tack Board (Acoustic) | 14. Cup Sink |
| 3. Base cabinet | 15. Projection Screen |
| 4. 12" Wall Cabinet | 16. Laboratory Sink |
| 5. Countertop | 17. Storefront Glass |
| 6. Tall Cabinet | 18. Moveable Demonstration Bench |
| 7. Sink w/garbage Disposal | 19. Moveable Laboratory Table |
| 8. Hand Sanitizer Dispenser | 20. Cylinder Rack |
| 9. Paper Towel Dispenser | 21. Overhead Service Carrier |
| 10. Under Counter Raceway | 22. Mock Headwall |
| 11. Hand Wash Sink | 23. Autoclave |
| 12. Scullery Sink | 24. Equipment Space |

GROUP 2 - OFOI

- | | |
|----------------------|-----------------------------|
| A. Desk | M. Refrigerator |
| B. Side Chair | N. Microwave |
| C. Clock | O. Flat Panel Monitor |
| D. Trash Bin | P. AV Rack |
| E. Recycling Bin | Q. Multimedia Projector |
| F. Table | R. Video Camera |
| G. File Cabinet | S. Lectern |
| H. Computer Terminal | T. Adjustable Open Shelving |
| I. Copier | U. Wire Shelving |
| J. Printer | V. Bed |
| K. Sofa | W. Exam Table |
| L. Arm Chair | X. Stool |



Room Code: LRC 2.02
Room Name: Study Carrels
Space Type: Learning Resources Center
Area: 300 SF
Quantity: (1); 10 seats

SYMBOLS:

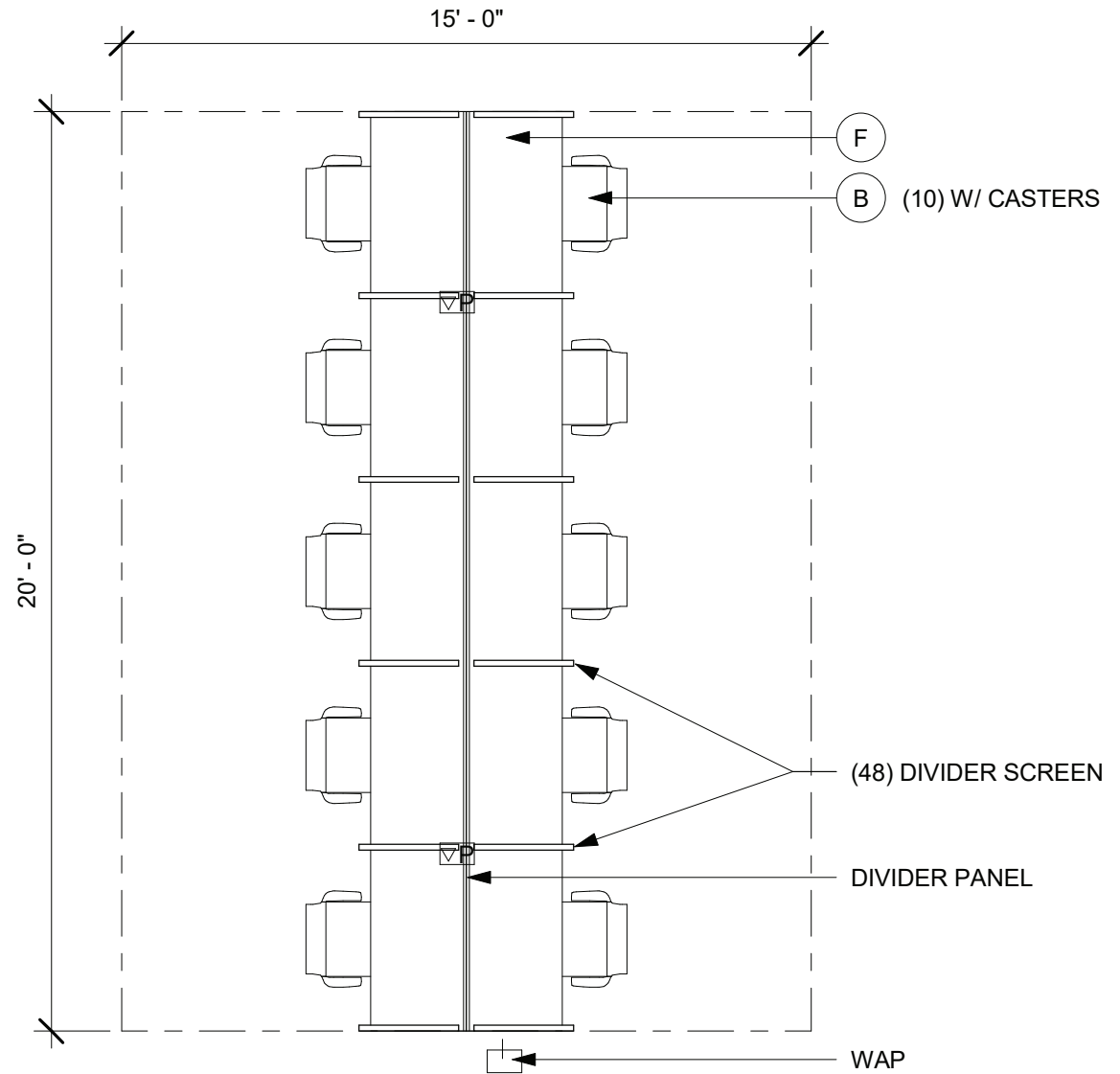
▼ Telephone ⬡ Duplex □ WAP
▽ Data ▢ Cable ▢ P Combined Floor Box

GROUP 1 - CFCI

- | | |
|-----------------------------|----------------------------------|
| 1. Writable Surface | 13. Pipe Drop Chase |
| 2. Tack Board (Acoustic) | 14. Cup Sink |
| 3. Base cabinet | 15. Projection Screen |
| 4. 12" Wall Cabinet | 16. Laboratory Sink |
| 5. Countertop | 17. Storefront Glass |
| 6. Tall Cabinet | 18. Moveable Demonstration Bench |
| 7. Sink w/garbage Disposal | 19. Moveable Laboratory Table |
| 8. Hand Sanitizer Dispenser | 20. Cylinder Rack |
| 9. Paper Towel Dispenser | 21. Overhead Service Carrier |
| 10. Under Counter Raceway | 22. Mock Headwall |
| 11. Hand Wash Sink | 23. Autoclave |
| 12. Scullery Sink | 24. Equipment Space |

GROUP 2 - OFOI

- | | |
|----------------------|-----------------------------|
| A. Desk | M. Refrigerator |
| B. Side Chair | N. Microwave |
| C. Clock | O. Flat Panel Monitor |
| D. Trash Bin | P. AV Rack |
| E. Recycling Bin | Q. Multimedia Projector |
| F. Table | R. Video Camera |
| G. File Cabinet | S. Lectern |
| H. Computer Terminal | T. Adjustable Open Shelving |
| I. Copier | U. Wire Shelving |
| J. Printer | V. Bed |
| K. Sofa | W. Exam Table |
| L. Arm Chair | X. Stool |



SCALE : 1/4" = 1'-0"

Room Code: LRC 2.03
Room Name: 1 Person Study Space
Space Type: Learning Resources Center
Area: 40 SF
Quantity: (26)

SYMBOLS:

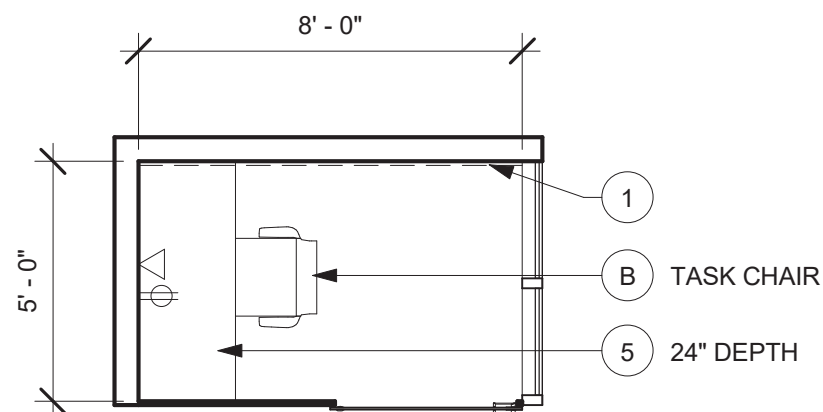
▼ Telephone ⬡ Duplex □ WAP
▽ Data ▢ Cable ▢ Combined Floor Box

GROUP 1 - CFCI

- | | |
|-----------------------------|----------------------------------|
| 1. Writable Surface | 13. Pipe Drop Chase |
| 2. Tack Board (Acoustic) | 14. Cup Sink |
| 3. Base cabinet | 15. Projection Screen |
| 4. 12" Wall Cabinet | 16. Laboratory Sink |
| 5. Countertop | 17. Storefront Glass |
| 6. Tall Cabinet | 18. Moveable Demonstration Bench |
| 7. Sink w/garbage Disposal | 19. Moveable Laboratory Table |
| 8. Hand Sanitizer Dispenser | 20. Cylinder Rack |
| 9. Paper Towel Dispenser | 21. Overhead Service Carrier |
| 10. Under Counter Raceway | 22. Mock Headwall |
| 11. Hand Wash Sink | 23. Autoclave |
| 12. Scullery Sink | 24. Equipment Space |

GROUP 2 - OFOI

- | | |
|----------------------|-----------------------------|
| A. Desk | M. Refrigerator |
| B. Side Chair | N. Microwave |
| C. Clock | O. Flat Panel Monitor |
| D. Trash Bin | P. AV Rack |
| E. Recycling Bin | Q. Multimedia Projector |
| F. Table | R. Video Camera |
| G. File Cabinet | S. Lectern |
| H. Computer Terminal | T. Adjustable Open Shelving |
| I. Copier | U. Wire Shelving |
| J. Printer | V. Bed |
| K. Sofa | W. Exam Table |
| L. Arm Chair | X. Stool |



0' 2' 4' 8'



SCALE : 1/4" = 1'-0"

Room Code: LRC 2.04
Room Name: 4 Person Study Room
Space Type: Learning Resources Center
Area: 120 SF
Quantity: (12); 48 seats

SYMBOLS:

▼ Telephone ⊕ Duplex ⊞ WAP
▽ Data ⊞ Cable ⊞ Combined Floor Box

GROUP 1 - CFCI

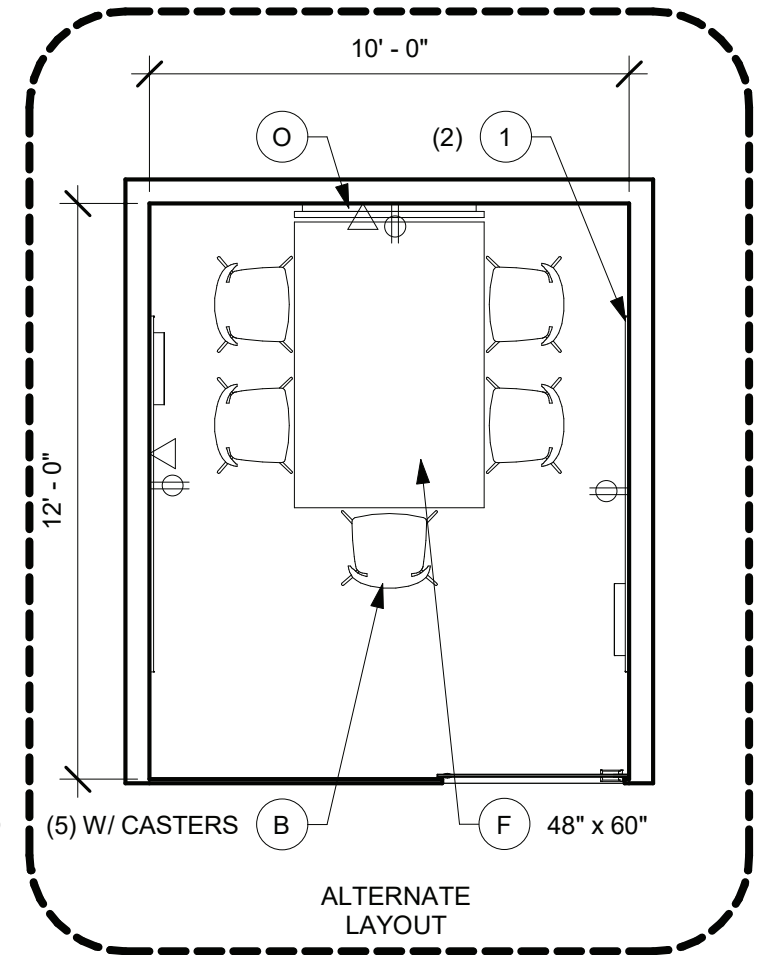
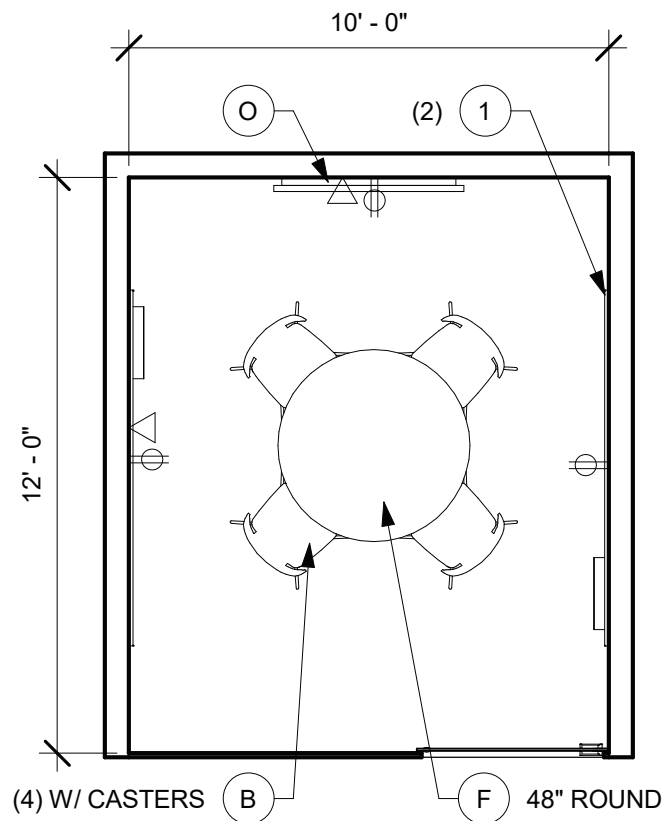
- | | |
|-----------------------------|----------------------------------|
| 1. Writable Surface | 13. Pipe Drop Chase |
| 2. Tack Board (Acoustic) | 14. Cup Sink |
| 3. Base cabinet | 15. Projection Screen |
| 4. 12" Wall Cabinet | 16. Laboratory Sink |
| 5. Countertop | 17. Storefront Glass |
| 6. Tall Cabinet | 18. Moveable Demonstration Bench |
| 7. Sink w/garbage Disposal | 19. Moveable Laboratory Table |
| 8. Hand Sanitizer Dispenser | 20. Cylinder Rack |
| 9. Paper Towel Dispenser | 21. Overhead Service Carrier |
| 10. Under Counter Raceway | 22. Mock Headwall |
| 11. Hand Wash Sink | 23. Autoclave |
| 12. Scullery Sink | 24. Equipment Space |

GROUP 2 - OFOI

- | | |
|----------------------|-----------------------------|
| A. Desk | M. Refrigerator |
| B. Side Chair | N. Microwave |
| C. Clock | O. Flat Panel Monitor |
| D. Trash Bin | P. AV Rack |
| E. Recycling Bin | Q. Multimedia Projector |
| F. Table | R. Video Camera |
| G. File Cabinet | S. Lectern |
| H. Computer Terminal | T. Adjustable Open Shelving |
| I. Copier | U. Wire Shelving |
| J. Printer | V. Bed |
| K. Sofa | W. Exam Table |
| L. Arm Chair | X. Stool |



SCALE : 1/4" = 1'-0"



Room Code: LRC 2.08
Room Name: Information Service Desk
Space Type: Learning Resources Center
Area: 250 SF
Quantity: (1); 3 seats

SYMBOLS:

▼ Telephone ⌂ Duplex ⌂ WAP
▽ Data ⌂ Cable ⌂ Combined Floor Box

GROUP 1 - CFCI

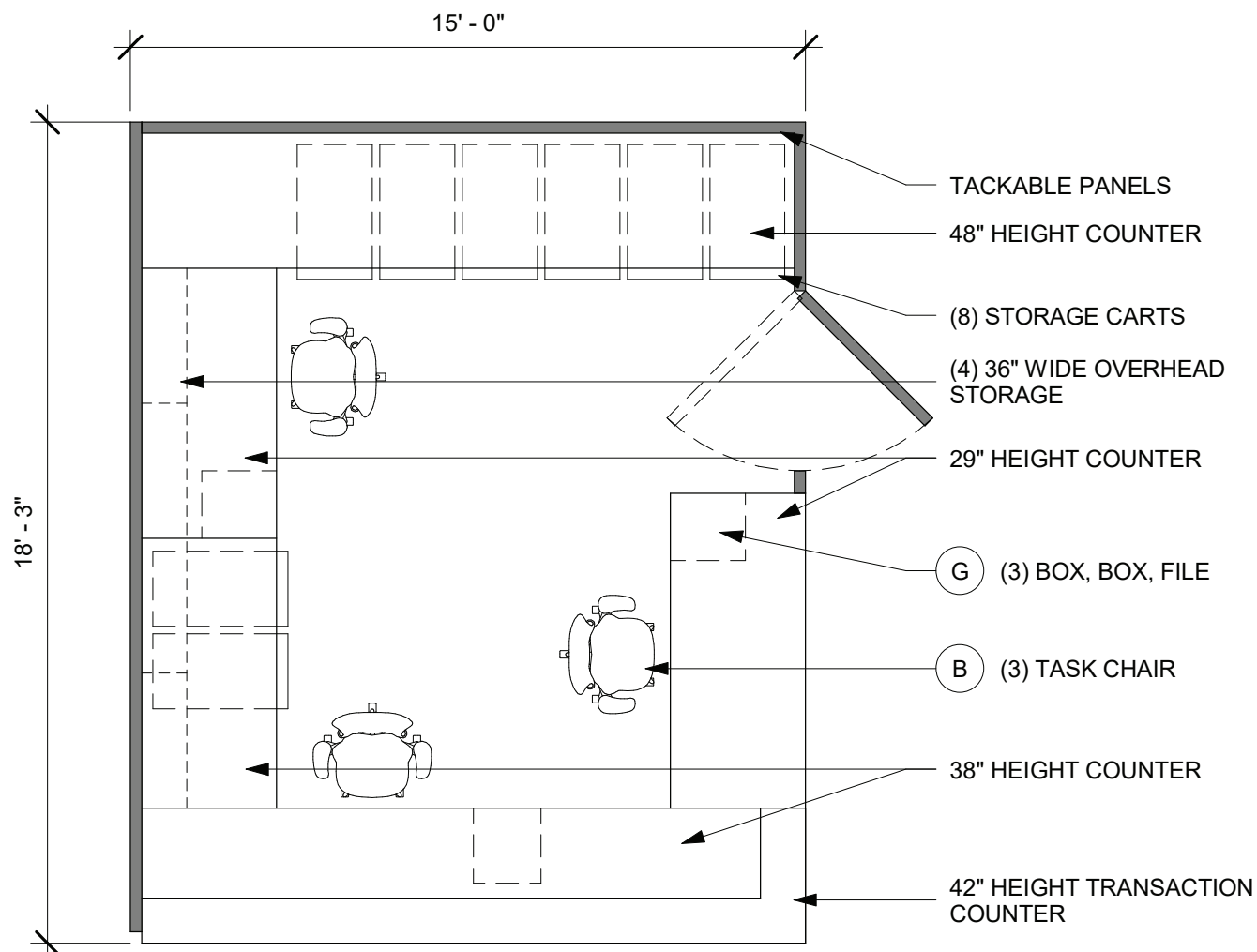
- | | |
|-----------------------------|----------------------------------|
| 1. Writable Surface | 13. Pipe Drop Chase |
| 2. Tack Board (Acoustic) | 14. Cup Sink |
| 3. Base cabinet | 15. Projection Screen |
| 4. 12" Wall Cabinet | 16. Laboratory Sink |
| 5. Countertop | 17. Storefront Glass |
| 6. Tall Cabinet | 18. Moveable Demonstration Bench |
| 7. Sink w/garbage Disposal | 19. Moveable Laboratory Table |
| 8. Hand Sanitizer Dispenser | 20. Cylinder Rack |
| 9. Paper Towel Dispenser | 21. Overhead Service Carrier |
| 10. Under Counter Raceway | 22. Mock Headwall |
| 11. Hand Wash Sink | 23. Autoclave |
| 12. Scullery Sink | 24. Equipment Space |

GROUP 2 - OFOI

- | | |
|----------------------|-----------------------------|
| A. Desk | M. Refrigerator |
| B. Side Chair | N. Microwave |
| C. Clock | O. Flat Panel Monitor |
| D. Trash Bin | P. AV Rack |
| E. Recycling Bin | Q. Multimedia Projector |
| F. Table | R. Video Camera |
| G. File Cabinet | S. Lectern |
| H. Computer Terminal | T. Adjustable Open Shelving |
| I. Copier | U. Wire Shelving |
| J. Printer | V. Bed |
| K. Sofa | W. Exam Table |
| L. Arm Chair | X. Stool |



SCALE : 1/4" = 1'-0"



administration & building support program & room data

UNLV School of Medicine - MEDICAL EDUCATION BUILDING

TSK / CO Architects
9/10/2019

Space No.	Program	Quantity	No. Seats	ASF Each	ASF Subtotal	Notes
ADMISSIONS						
AW 1.00	Associate Dean for Admissions	1		120	120	Off-site. Visual privacy
AW 1.01	Director of Admissions & Financial Aid	1		120	120	Off-site. Visual privacy
AW 1.02	Coordinator, Financial Aid	1		80	80	Off-site. Visual privacy
AW 1.03	AA, Financial Aid	0		42	0	Off-site
AW 1.04	Registrar	1		80	80	Off-site. Visual privacy
AW 1.05	Coordinator, Admissions	2		80	160	Off-site
AW 1.06	AA, Admissions	1		42	42	Off-site
AW 1.07	Hourly Admissions Employees	2		42	84	Off-site
AW 1.08	Soft Collaboration (waiting area) for unit	1		100	100	Off-site
AW 1.09	Work Area	1		200	200	Off-site
AW 1.10	MEB Presence				300	Added on-site presence.
Subtotal - Admissions					300	Could be in Shadow Lane vacated space

STUDENT AFFAIRS (STUDENT SERVICES CENTER)					
AW	2.00	Sr. Associate Dean of SAA	1	120	120 Visual privacy
AW	2.01	AA, SAA	1	42	42
AW	2.02	IT Support, Student Affairs & Admissions	0	42	0 Removed
AW	2.03	Associate Dean of Student Affairs	1	120	120 Visual privacy
AW	2.04	Director of Student Affairs	1	120	120 Visual privacy
AW	2.05	Coordinator, Student Affairs	1	80	80 Visual privacy
AW	2.06	Director of Financial Aid	0	80	0
AW	2.07	AA, Student Affairs	1	42	42
AW	2.08	Career Services Advisor	1	80	80 Visual privacy
AW	2.09	Career Student Workstations	4	42	168
AW	2.10	Soft Collaboration (waiting area) for unit	1	100	100
AW	2.11	Workroom	1	200	200
Subtotal - Student Affairs				1,072	

ACADEMIC SUPPORT SERVICES & WELLNESS CENTER						
AW	3.00	Academic Support Services Advisor	3	120	360	Visual privacy. Meets with students
AW	3.01	Director of Wellness (and Integrative Medicine)	1	120	120	Visual privacy. Meets with students
AW	3.02	Wellness Coordinator	1	42	42	
AW	3.03	AA, Academic Support Services & Wellness	1	42	42	
AW	3.04	2-Person Tutoring/Testing Accomodations	1	240	240	Accommodate 10 workstations with visual/acoustic privacy
AW	3.05	Huddle Room	1	100	100	Visual privacy.
AW	3.06	Soft Collaboration (waiting area) for unit	1	100	100	
Subtotal - Academic Support Services & Wellness Center					1,004	Separate from Admissions & SA w/ it's own entry and exit
CURRICULUM						
AW	4.00	Vice Dean Academic Affairs	1	120	120	
AW	4.01	Assistant/Associate Dean, Basic Sciences	1	120	120	
AW	4.02	Assistant/Associate Dean, Clinical Education	1	120	120	
AW	4.03	Assistant/Associate Dean, Curriculum	1	120	120	
AW	4.04	PBL Directors, Faculty, Support Offices	6	80	480	
AW	4.05	Director of Student Research	1	120	120	Moved from Acad. Support Services. Meets with students.
AW	4.06	Offices TBD	6	80	480	Added
Subtotal - Curriculum					1,560	Added department
COMMUNITY ENGAGEMENT						
AW	5.00	Associate Dean for Community Engagement	1	120	120	Visual privacy
AW	5.01	Director for Community Engagement	1	120	120	Visual privacy
AW	5.02	Support Staff, Community Engagement	1	42	42	
AW	5.03	Soft Collaboration (waiting area) for unit	1	100	100	Combine & share w/ Diversity & Inclusion
AW	5.04	Workroom	1	200	200	
Subtotal - Community Engagement					582	Collocate w/ Diversity & Inclusion & share meeting room

DIVERSITY & INCLUSION						
AW	6.00	Assoc. Dean of Diversity & Inclusion	1	120	120	Added. Visual privacy.
AW	6.01	Director of Diversity & Inclusion	1	120	120	Visual privacy
AW	6.02	Outreach Coordinator, Diversity & Inculsion	1	42	42	
AW	6.03	Support Staff, Diversity & Inclusion	1	42	42	
AW	6.04	Seasonal/Grant Workspace	2	42	84	
AW	6.05	Soft Collaboration (waiting area) for unit	0	100	0	Combine & share w/ Community Engagement
Subtotal - Diversity & Inclusion					408	Collocate w/ Community Engagement

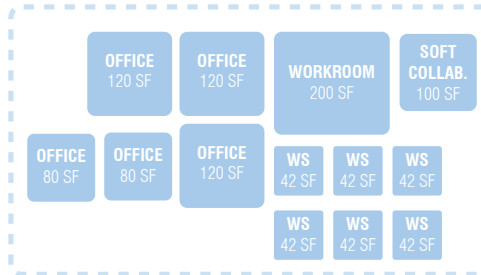
INFORMATION TECHNOLOGY							
AW	7.00	IT Office	2	80	160		
AW	7.01	IT Workstations	10	42	420		
AW	7.02	Workroom + Storage	1	300	300		
AW	7.03	Huddle Room - 4-6 seats	1	100	100		
AW	7.04	Help Desk	1	100	100		
AW	7.05	Quiet Room - 2 seats	0	40	0	Removed	
Subtotal - Information Technology					1,080		
FACULTY TOUCHDOWN							
AW	8.01	Shared Office / Touchdown	0	120	0	Removed 5 offices	
AW	8.02	Workstations / Drop in	12	42	504	Added 2 workstations	
AW	8.03	Huddle Room	5	100	500	Increased quantity from 2 to 5.	
Subtotal - Faculty Touchdown					1,004	Moved from Support Spaces.	
SUPPORT SPACES							
AW	9.01	Large Conference Room	1	15-20	450	450	Moved to shared support from Student Affairs
AW	9.02	Medium Conference - 12-15 seats	1		300	300	
AW	9.03	Conference Room	0		200	0	Removed
AW	9.04	Copy/Print	1		200	200	
AW	9.05	Workroom	1		200	200	
AW	9.06	Breakroom w/Kitchenette	1		320	320	
AW	9.07	Storage	2		240	480	2 rooms instead of 6 smaller rooms
Subtotal - Support Spaces					1,950		
Circulation @ 20%					1,792		
Subtotal - Administrative Workplace					10,752		

Administrative Workplace 10,752 ASF (@ 20% Circ)

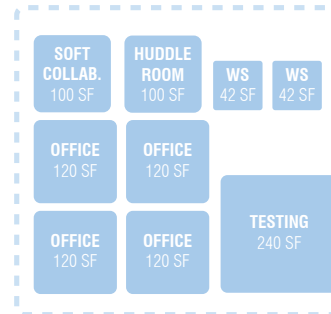
Admissions 300 ASF



Student Affairs 1,072 ASF



Academic Support Services & Wellness Center 1,004 ASF

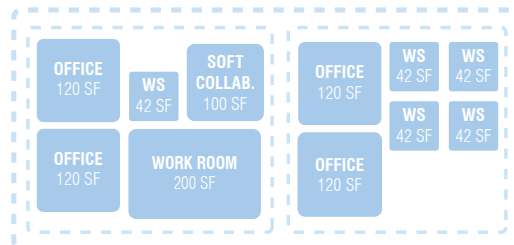


Curriculum 1,560 ASF

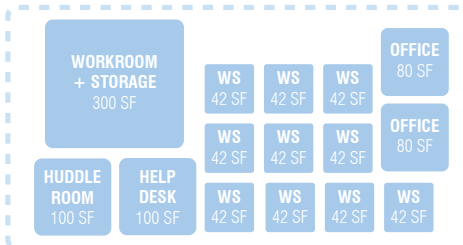


Community Engagement 582 ASF

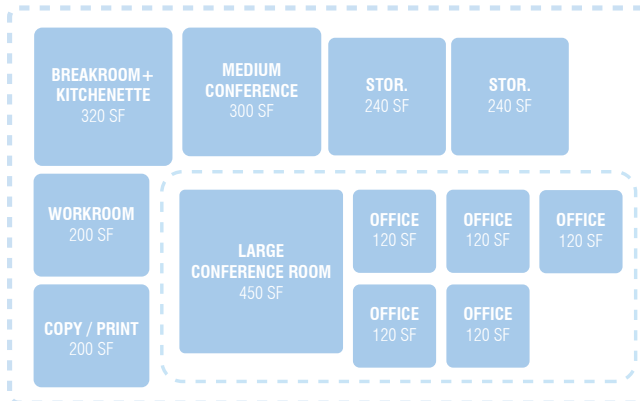
Diversity + Inclusion 408 ASF



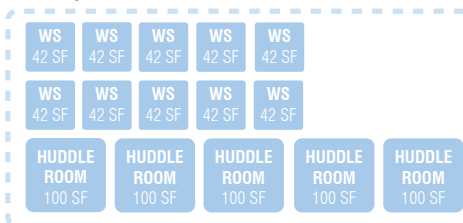
Information Technology 1,080 ASF



Support Spaces 1,950 ASF



Faculty Touchdown 1,004 ASF



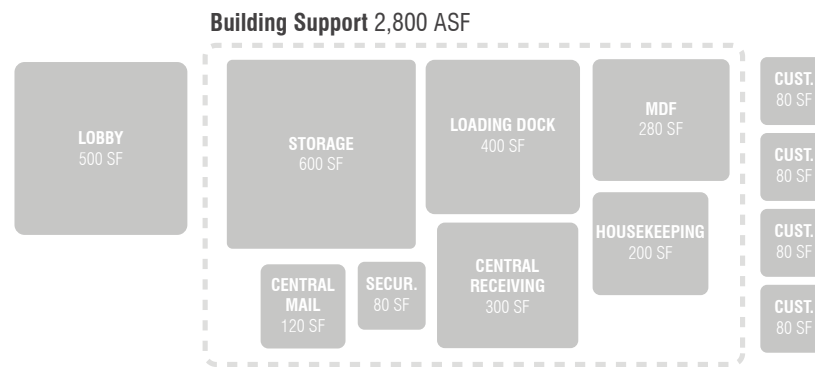
UNLV School of Medicine - MEDICAL EDUCATION BUILDING

TSK / CO Architects
9/10/2019

Space No.	Program	Quantity	No. Seats	ASF Each	ASF Subtotal	Notes
BUILDING SUPPORT						
BS 1.00	Lobby	1		500	500	
BS 1.01	Security Station	1		80	80	
BS 1.02	Custodial Closet	4		80	320	
BS 1.03	Waste/Recycling Closet	0		80	0	Removed
BS 1.04	MDF Room	1		280	280	Single 14'x20' room in lieu of (2) 140 sf rooms
BS 1.05	Central Housekeeping	1		200	200	
BS 1.06	Central Storage	1		600	600	
BS 1.07	Central Recycling	0		150	0	Removed
BS 1.08	Central Mailroom	1		120	120	
BS 1.09	Showers (M/W)	0		200	0	Moved to Fitness Center
BS 1.10	Loading Dock	1		400	400	
BS 1.11	Central Receiving	1		300	300	
Subtotal - Building Support					2,800	

CENTRAL SERVICES

Police Substation
Central IT
Central Mailroom
Central Receiving
Central Plant / Shop
Facilities Management Staff
Health & Wellness Center



Room Code: AW 42
Room Name: Workstation
Space Type: Administration
Area: 42 SF
Quantity: (x)

SYMBOLS:

▼ Telephone ⬡ Duplex □ WAP
▽ Data ▢ Cable ▢ Combined Floor Box

GROUP 1 - CFCI

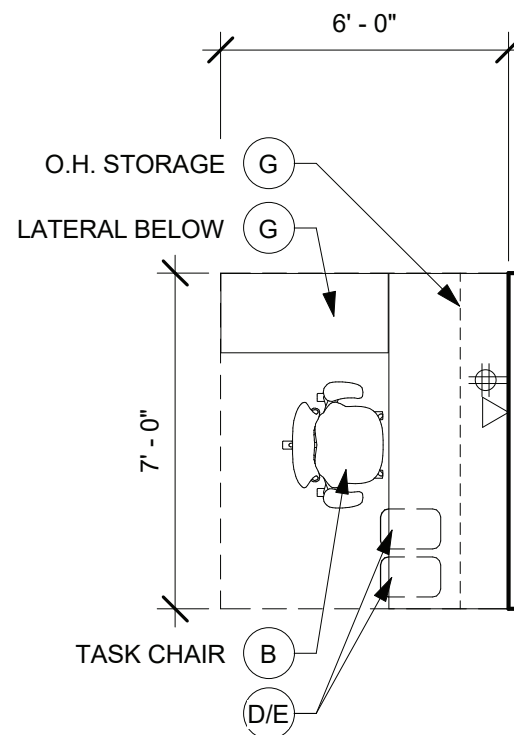
- | | |
|-----------------------------|----------------------------------|
| 1. Writable Surface | 13. Pipe Drop Chase |
| 2. Tack Board (Acoustic) | 14. Cup Sink |
| 3. Base cabinet | 15. Projection Screen |
| 4. 12" Wall Cabinet | 16. Laboratory Sink |
| 5. Countertop | 17. Storefront Glass |
| 6. Tall Cabinet | 18. Moveable Demonstration Bench |
| 7. Sink w/garbage Disposal | 19. Moveable Laboratory Table |
| 8. Hand Sanitizer Dispenser | 20. Cylinder Rack |
| 9. Paper Towel Dispenser | 21. Overhead Service Carrier |
| 10. Under Counter Raceway | 22. Mock Headwall |
| 11. Hand Wash Sink | 23. Autoclave |
| 12. Scullery Sink | 24. Equipment Space |

GROUP 2 - OFOI

- | | |
|----------------------|-----------------------------|
| A. Desk | M. Refrigerator |
| B. Side Chair | N. Microwave |
| C. Clock | O. Flat Panel Monitor |
| D. Trash Bin | P. AV Rack |
| E. Recycling Bin | Q. Multimedia Projector |
| F. Table | R. Video Camera |
| G. File Cabinet | S. Lectern |
| H. Computer Terminal | T. Adjustable Open Shelving |
| I. Copier | U. Wire Shelving |
| J. Printer | V. Bed |
| K. Sofa | W. Exam Table |
| L. Arm Chair | X. Stool |



SCALE : 1/4" = 1'-0"



Room Code: AW 80
Room Name: Office
Space Type: Administration
Area: 120 SF
Quantity: (x)

SYMBOLS:

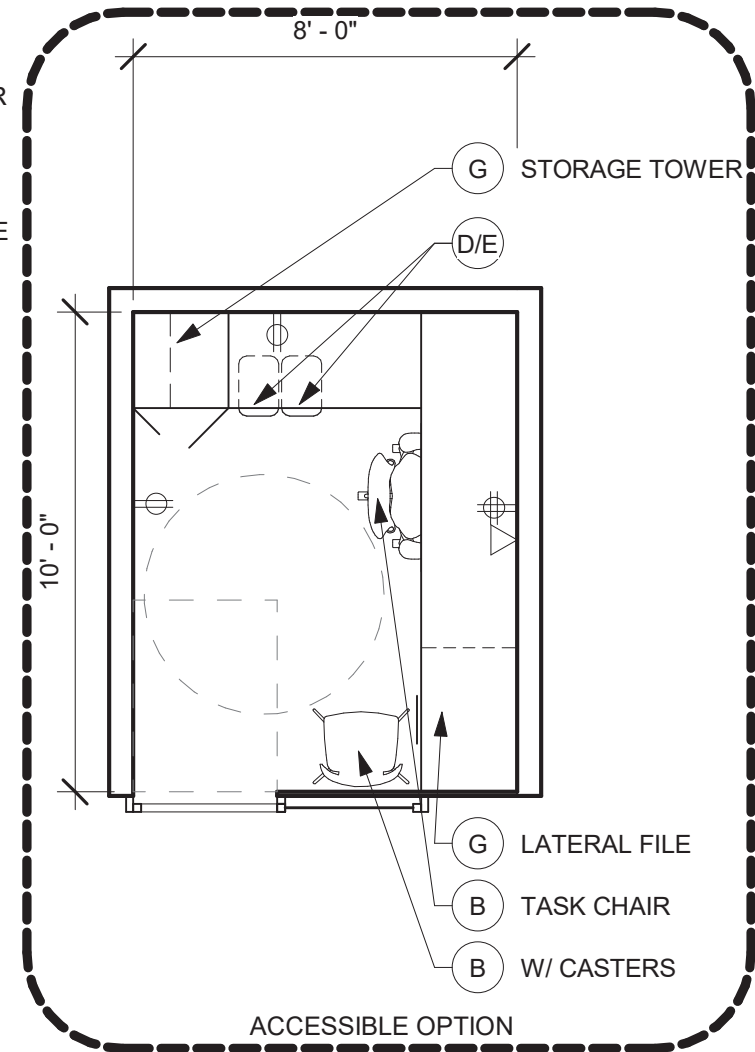
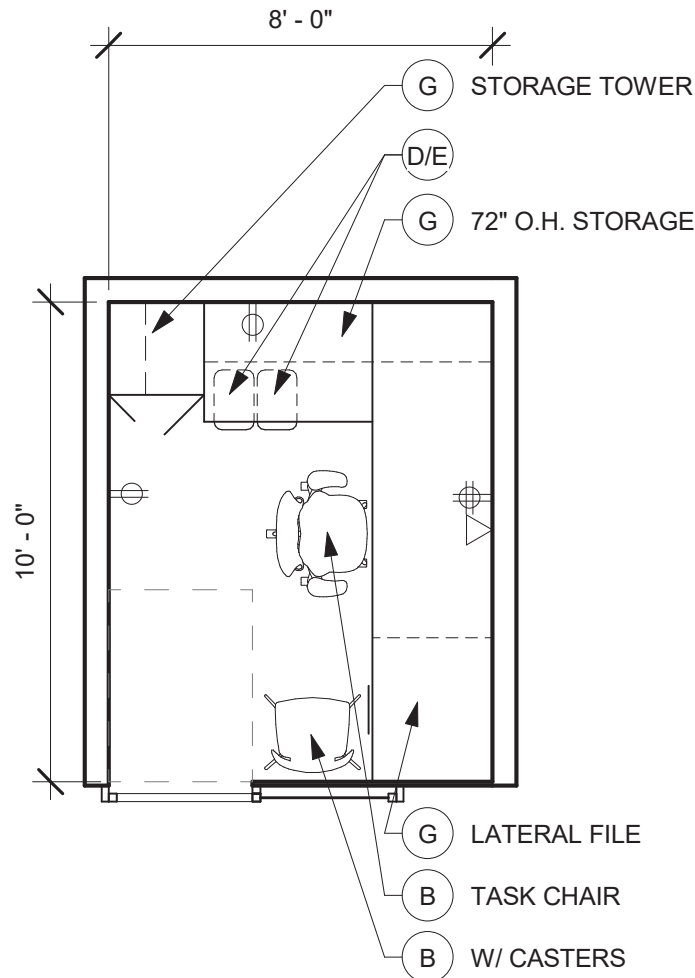
▼ Telephone ☐ Duplex ☐ WAP
▽ Data ☐ Cable ☐ Combined Floor Box

GROUP 1 - CFCI

- | | |
|-----------------------------|----------------------------------|
| 1. Writable Surface | 13. Pipe Drop Chase |
| 2. Tack Board (Acoustic) | 14. Cup Sink |
| 3. Base cabinet | 15. Projection Screen |
| 4. 12" Wall Cabinet | 16. Laboratory Sink |
| 5. Countertop | 17. Storefront Glass |
| 6. Tall Cabinet | 18. Moveable Demonstration Bench |
| 7. Sink w/garbage Disposal | 19. Moveable Laboratory Table |
| 8. Hand Sanitizer Dispenser | 20. Cylinder Rack |
| 9. Paper Towel Dispenser | 21. Overhead Service Carrier |
| 10. Under Counter Raceway | 22. Mock Headwall |
| 11. Hand Wash Sink | 23. Autoclave |
| 12. Scullery Sink | 24. Equipment Space |

GROUP 2 - OFOI

- | | |
|----------------------|-----------------------------|
| A. Desk | M. Refrigerator |
| B. Side Chair | N. Microwave |
| C. Clock | O. Flat Panel Monitor |
| D. Trash Bin | P. AV Rack |
| E. Recycling Bin | Q. Multimedia Projector |
| F. Table | R. Video Camera |
| G. File Cabinet | S. Lectern |
| H. Computer Terminal | T. Adjustable Open Shelving |
| I. Copier | U. Wire Shelving |
| J. Printer | V. Bed |
| K. Sofa | W. Exam Table |
| L. Arm Chair | X. Stool |



SCALE : 1/4" = 1'-0"

Room Code: AW 120
Room Name: Office
Space Type: Administration
Area: 120 SF
Quantity: (x)

SYMBOLS:

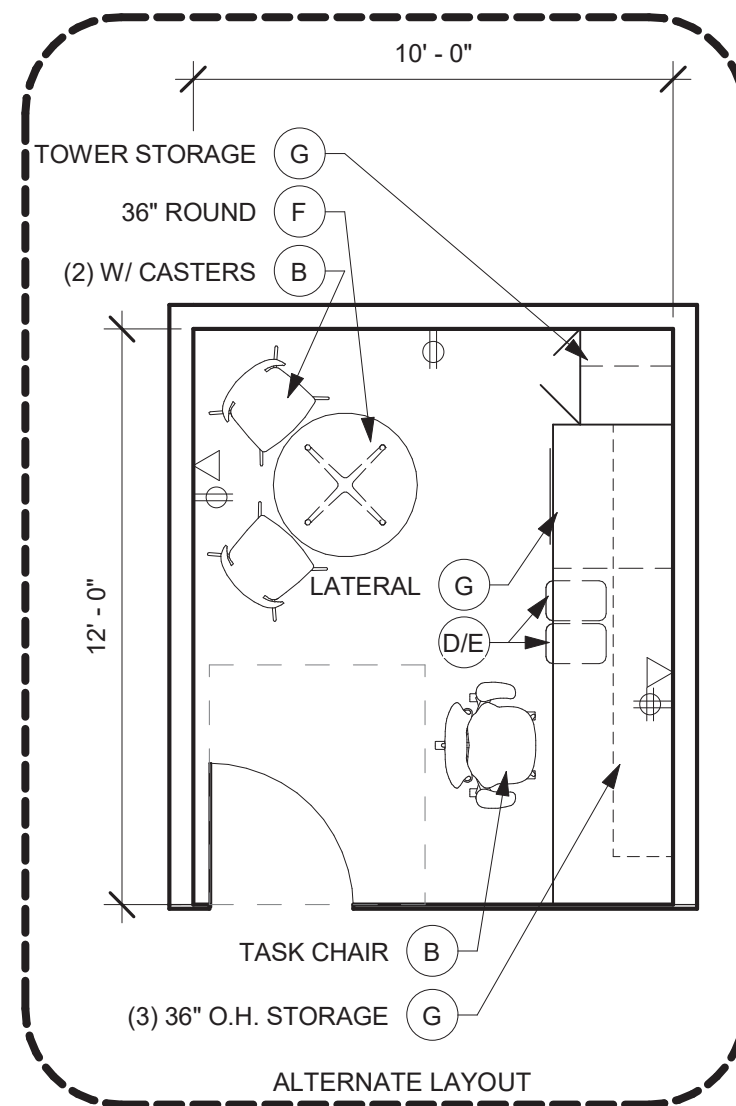
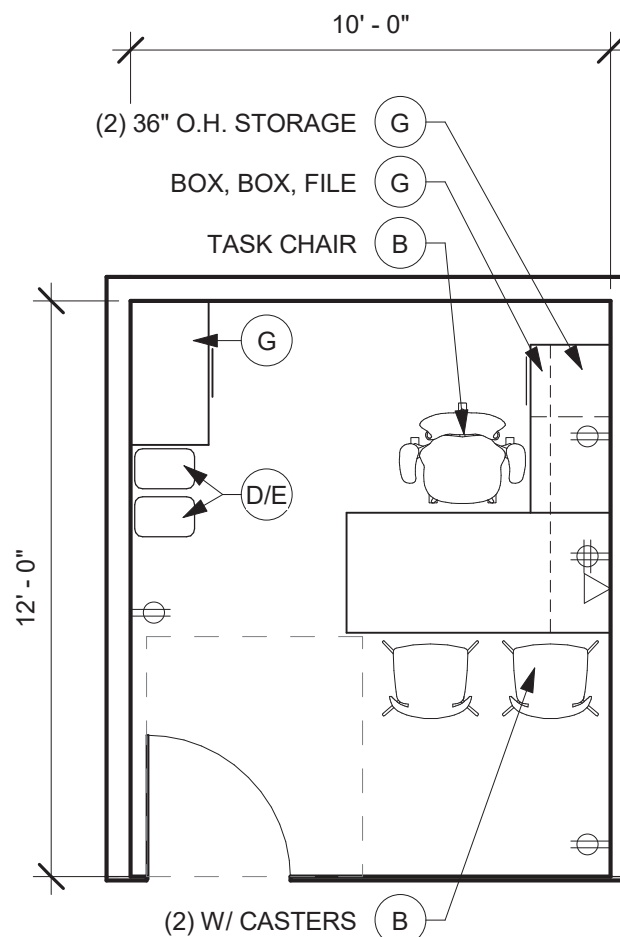
▼ Telephone ☐ Duplex ☐ WAP
▽ Data ☐ Cable ☐ Combined Floor Box

GROUP 1 - CFCI

- | | |
|-----------------------------|----------------------------------|
| 1. Writable Surface | 13. Pipe Drop Chase |
| 2. Tack Board (Acoustic) | 14. Cup Sink |
| 3. Base cabinet | 15. Projection Screen |
| 4. 12" Wall Cabinet | 16. Laboratory Sink |
| 5. Countertop | 17. Storefront Glass |
| 6. Tall Cabinet | 18. Moveable Demonstration Bench |
| 7. Sink w/garbage Disposal | 19. Moveable Laboratory Table |
| 8. Hand Sanitizer Dispenser | 20. Cylinder Rack |
| 9. Paper Towel Dispenser | 21. Overhead Service Carrier |
| 10. Under Counter Raceway | 22. Mock Headwall |
| 11. Hand Wash Sink | 23. Autoclave |
| 12. Scullery Sink | 24. Equipment Space |

GROUP 2 - OFOI

- | | |
|----------------------|-----------------------------|
| A. Desk | M. Refrigerator |
| B. Side Chair | N. Microwave |
| C. Clock | O. Flat Panel Monitor |
| D. Trash Bin | P. AV Rack |
| E. Recycling Bin | Q. Multimedia Projector |
| F. Table | R. Video Camera |
| G. File Cabinet | S. Lectern |
| H. Computer Terminal | T. Adjustable Open Shelving |
| I. Copier | U. Wire Shelving |
| J. Printer | V. Bed |
| K. Sofa | W. Exam Table |
| L. Arm Chair | X. Stool |



SCALE : 1/4" = 1'-0"

Room Code: AW 132S-A
Room Name: Office
Space Type: Administration
Area: 132 SF
Quantity: (x)

SYMBOLS:

▼ Telephone ⌂ Duplex ☐ WAP
▽ Data ⌂ Cable ☐ Combined Floor Box

GROUP 1 - CFCI

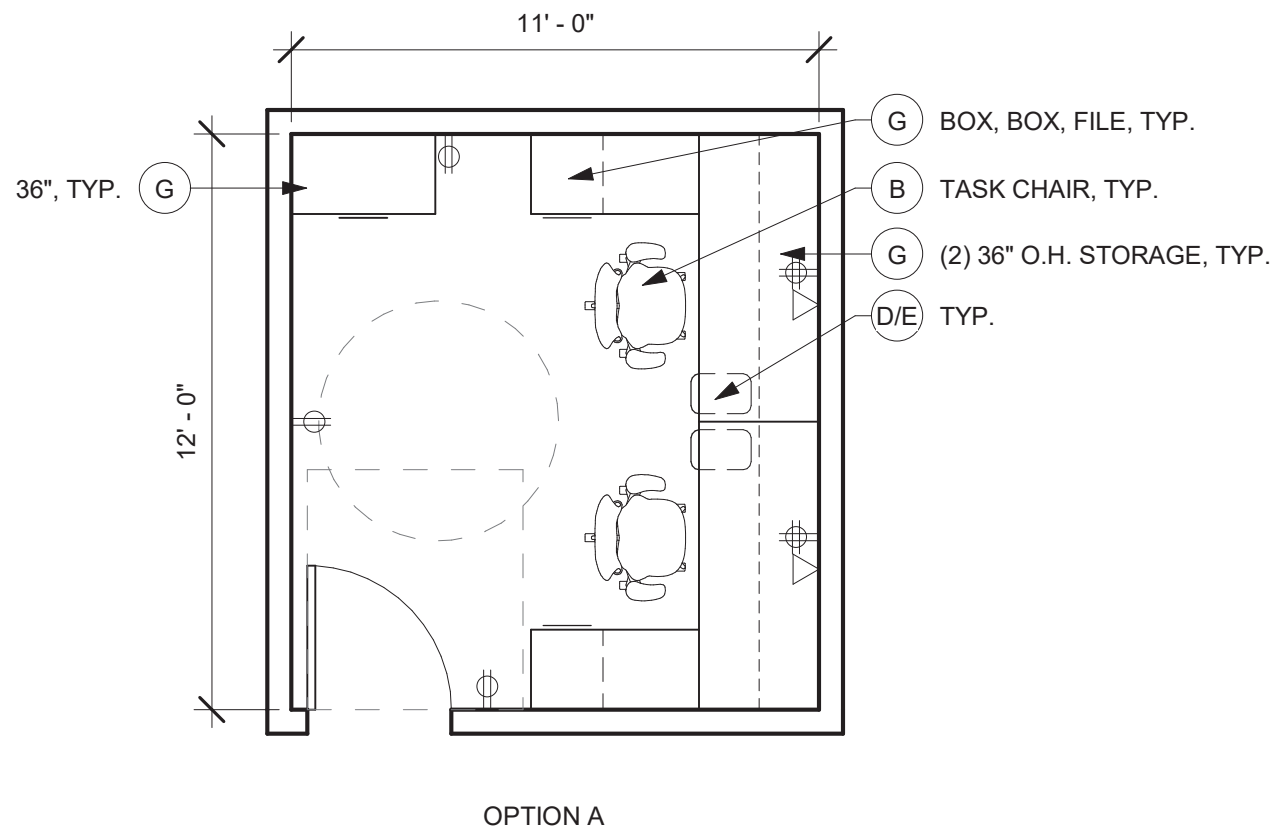
- | | |
|-----------------------------|----------------------------------|
| 1. Writable Surface | 13. Pipe Drop Chase |
| 2. Tack Board (Acoustic) | 14. Cup Sink |
| 3. Base cabinet | 15. Projection Screen |
| 4. 12" Wall Cabinet | 16. Laboratory Sink |
| 5. Countertop | 17. Storefront Glass |
| 6. Tall Cabinet | 18. Moveable Demonstration Bench |
| 7. Sink w/garbage Disposal | 19. Moveable Laboratory Table |
| 8. Hand Sanitizer Dispenser | 20. Cylinder Rack |
| 9. Paper Towel Dispenser | 21. Overhead Service Carrier |
| 10. Under Counter Raceway | 22. Mock Headwall |
| 11. Hand Wash Sink | 23. Autoclave |
| 12. Scullery Sink | 24. Equipment Space |

GROUP 2 - OFOI

- | | |
|----------------------|-----------------------------|
| A. Desk | M. Refrigerator |
| B. Side Chair | N. Microwave |
| C. Clock | O. Flat Panel Monitor |
| D. Trash Bin | P. AV Rack |
| E. Recycling Bin | Q. Multimedia Projector |
| F. Table | R. Video Camera |
| G. File Cabinet | S. Lectern |
| H. Computer Terminal | T. Adjustable Open Shelving |
| I. Copier | U. Wire Shelving |
| J. Printer | V. Bed |
| K. Sofa | W. Exam Table |
| L. Arm Chair | X. Stool |



SCALE : 1/4" = 1'-0"



Room Code: AW 132S-B
Room Name: Office
Space Type: Administration
Area: 132 SF
Quantity: (x)

SYMBOLS:

▼ Telephone ⌂ Duplex ☐ WAP
▽ Data ▢ Cable ▢ Combined Floor Box

GROUP 1 - CFCI

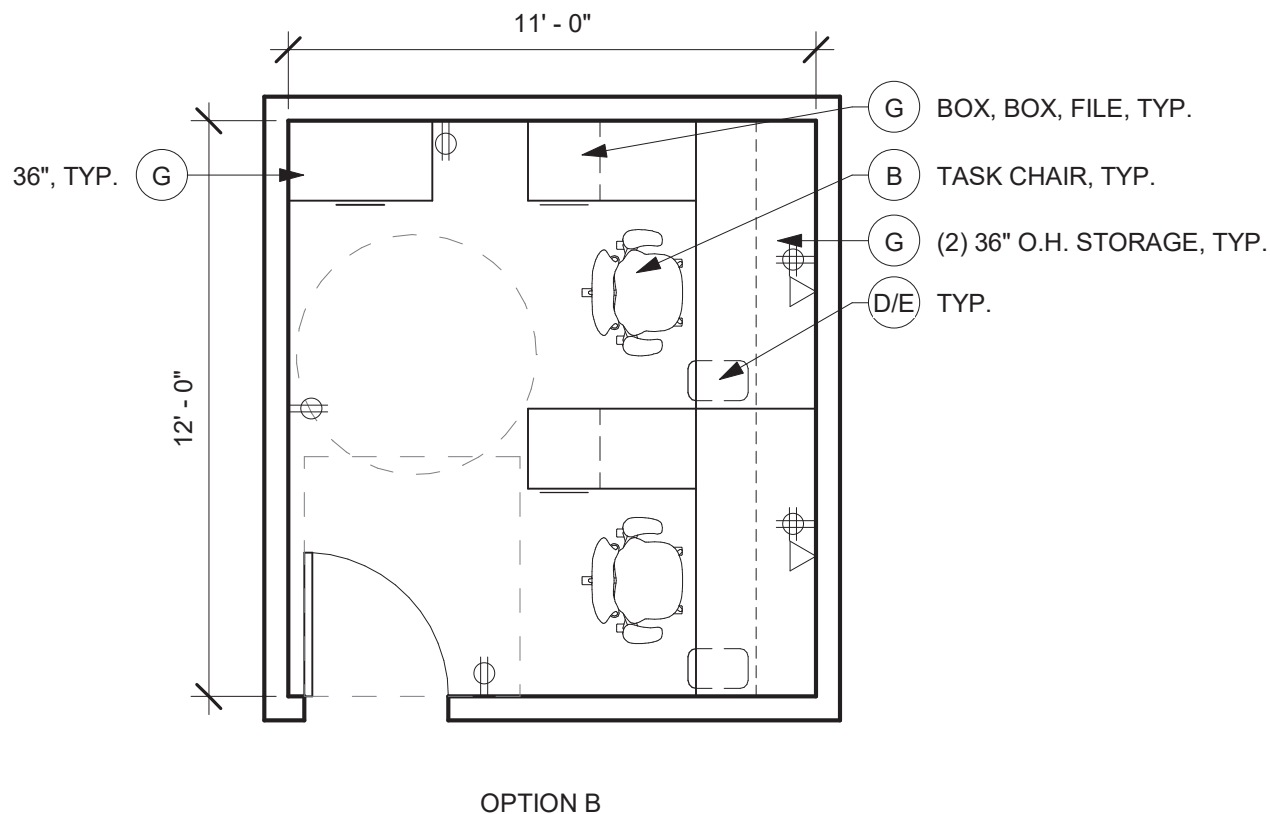
- | | |
|-----------------------------|----------------------------------|
| 1. Writable Surface | 13. Pipe Drop Chase |
| 2. Tack Board (Acoustic) | 14. Cup Sink |
| 3. Base cabinet | 15. Projection Screen |
| 4. 12" Wall Cabinet | 16. Laboratory Sink |
| 5. Countertop | 17. Storefront Glass |
| 6. Tall Cabinet | 18. Moveable Demonstration Bench |
| 7. Sink w/garbage Disposal | 19. Moveable Laboratory Table |
| 8. Hand Sanitizer Dispenser | 20. Cylinder Rack |
| 9. Paper Towel Dispenser | 21. Overhead Service Carrier |
| 10. Under Counter Raceway | 22. Mock Headwall |
| 11. Hand Wash Sink | 23. Autoclave |
| 12. Scullery Sink | 24. Equipment Space |

GROUP 2 - OFOI

- | | |
|----------------------|-----------------------------|
| A. Desk | M. Refrigerator |
| B. Side Chair | N. Microwave |
| C. Clock | O. Flat Panel Monitor |
| D. Trash Bin | P. AV Rack |
| E. Recycling Bin | Q. Multimedia Projector |
| F. Table | R. Video Camera |
| G. File Cabinet | S. Lectern |
| H. Computer Terminal | T. Adjustable Open Shelving |
| I. Copier | U. Wire Shelving |
| J. Printer | V. Bed |
| K. Sofa | W. Exam Table |
| L. Arm Chair | X. Stool |



SCALE : 1/4" = 1'-0"



Room Code: AW 132S-C
Room Name: Office
Space Type: Administration
Area: 132 SF
Quantity: (x)

SYMBOLS:

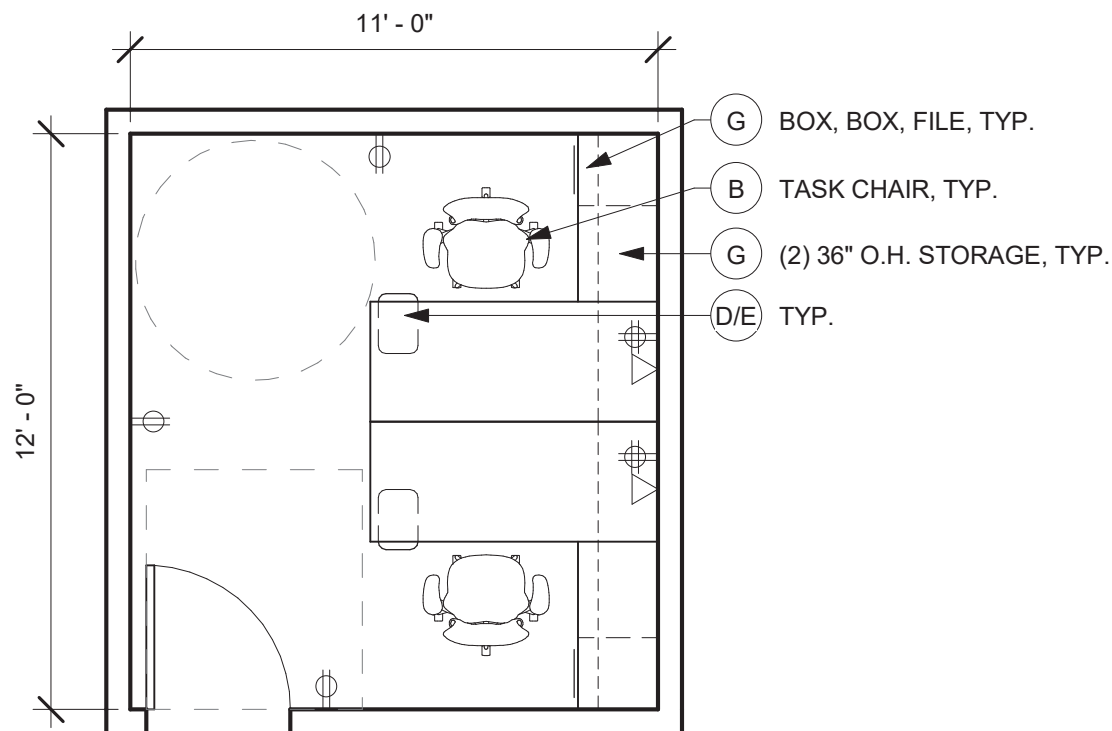
▼ Telephone ⌂ Duplex ☐ WAP
▽ Data ⌂ Cable ☐ Combined Floor Box

GROUP 1 - CFCI

- | | |
|-----------------------------|----------------------------------|
| 1. Writable Surface | 13. Pipe Drop Chase |
| 2. Tack Board (Acoustic) | 14. Cup Sink |
| 3. Base cabinet | 15. Projection Screen |
| 4. 12" Wall Cabinet | 16. Laboratory Sink |
| 5. Countertop | 17. Storefront Glass |
| 6. Tall Cabinet | 18. Moveable Demonstration Bench |
| 7. Sink w/garbage Disposal | 19. Moveable Laboratory Table |
| 8. Hand Sanitizer Dispenser | 20. Cylinder Rack |
| 9. Paper Towel Dispenser | 21. Overhead Service Carrier |
| 10. Under Counter Raceway | 22. Mock Headwall |
| 11. Hand Wash Sink | 23. Autoclave |
| 12. Scullery Sink | 24. Equipment Space |

GROUP 2 - OFOI

- | | |
|----------------------|-----------------------------|
| A. Desk | M. Refrigerator |
| B. Side Chair | N. Microwave |
| C. Clock | O. Flat Panel Monitor |
| D. Trash Bin | P. AV Rack |
| E. Recycling Bin | Q. Multimedia Projector |
| F. Table | R. Video Camera |
| G. File Cabinet | S. Lectern |
| H. Computer Terminal | T. Adjustable Open Shelving |
| I. Copier | U. Wire Shelving |
| J. Printer | V. Bed |
| K. Sofa | W. Exam Table |
| L. Arm Chair | X. Stool |



OPTION C



SCALE : 1/4" = 1'-0"

Room Code: AW HUDDLE
Room Name: Huddle Room
Space Type: Administration
Area: 100 SF
Quantity: (x)

SYMBOLS:

▼ Telephone ⌂ Duplex ⌂ WAP
▽ Data ⌂ Cable ⌂ Combined Floor Box

GROUP 1 - CFCI

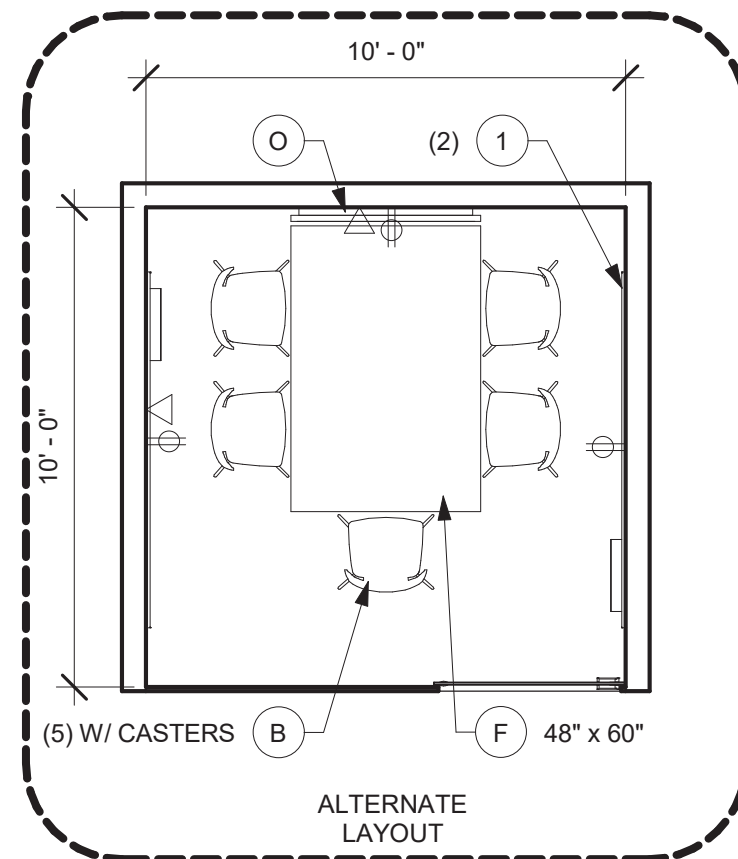
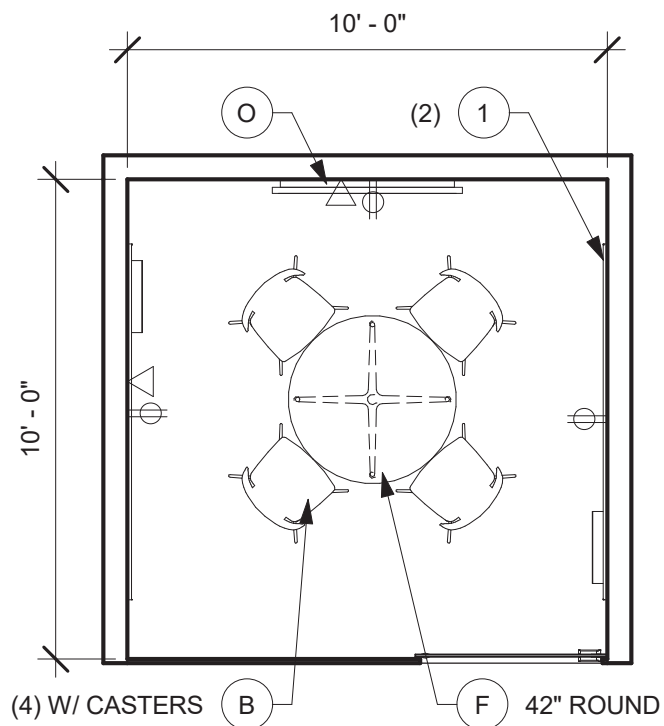
- | | |
|-----------------------------|----------------------------------|
| 1. Writable Surface | 13. Pipe Drop Chase |
| 2. Tack Board (Acoustic) | 14. Cup Sink |
| 3. Base cabinet | 15. Projection Screen |
| 4. 12" Wall Cabinet | 16. Laboratory Sink |
| 5. Countertop | 17. Storefront Glass |
| 6. Tall Cabinet | 18. Moveable Demonstration Bench |
| 7. Sink w/garbage Disposal | 19. Moveable Laboratory Table |
| 8. Hand Sanitizer Dispenser | 20. Cylinder Rack |
| 9. Paper Towel Dispenser | 21. Overhead Service Carrier |
| 10. Under Counter Raceway | 22. Mock Headwall |
| 11. Hand Wash Sink | 23. Autoclave |
| 12. Scullery Sink | 24. Equipment Space |

GROUP 2 - OFOI

- | | |
|----------------------|-----------------------------|
| A. Desk | M. Refrigerator |
| B. Side Chair | N. Microwave |
| C. Clock | O. Flat Panel Monitor |
| D. Trash Bin | P. AV Rack |
| E. Recycling Bin | Q. Multimedia Projector |
| F. Table | R. Video Camera |
| G. File Cabinet | S. Lectern |
| H. Computer Terminal | T. Adjustable Open Shelving |
| I. Copier | U. Wire Shelving |
| J. Printer | V. Bed |
| K. Sofa | W. Exam Table |
| L. Arm Chair | X. Stool |



SCALE : 1/4" = 1'-0"



Room Code: AW MEDIUM CONF.
Room Name: Medium Conference Room
Space Type: Administration
Area: 300 SF
Quantity: (x)

SYMBOLS:

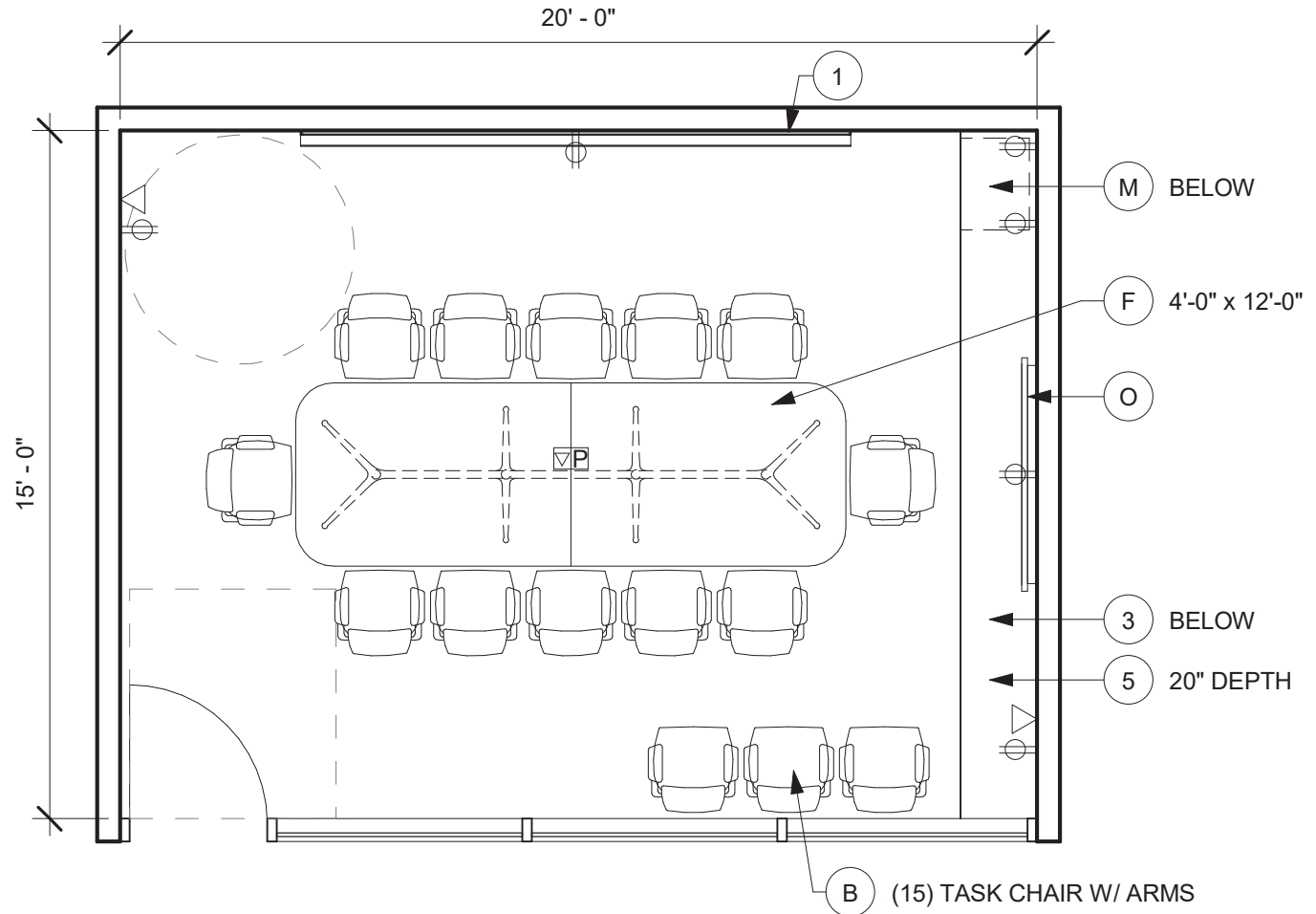
▼ Telephone ⌂ Duplex □ WAP
▽ Data ▢ Cable ▢ Combined Floor Box

GROUP 1 - CFCI

- | | |
|-----------------------------|----------------------------------|
| 1. Writable Surface | 13. Pipe Drop Chase |
| 2. Tack Board (Acoustic) | 14. Cup Sink |
| 3. Base cabinet | 15. Projection Screen |
| 4. 12" Wall Cabinet | 16. Laboratory Sink |
| 5. Countertop | 17. Storefront Glass |
| 6. Tall Cabinet | 18. Moveable Demonstration Bench |
| 7. Sink w/garbage Disposal | 19. Moveable Laboratory Table |
| 8. Hand Sanitizer Dispenser | 20. Cylinder Rack |
| 9. Paper Towel Dispenser | 21. Overhead Service Carrier |
| 10. Under Counter Raceway | 22. Mock Headwall |
| 11. Hand Wash Sink | 23. Autoclave |
| 12. Scullery Sink | 24. Equipment Space |

GROUP 2 - OFOI

- | | |
|----------------------|-----------------------------|
| A. Desk | M. Refrigerator |
| B. Side Chair | N. Microwave |
| C. Clock | O. Flat Panel Monitor |
| D. Trash Bin | P. AV Rack |
| E. Recycling Bin | Q. Multimedia Projector |
| F. Table | R. Video Camera |
| G. File Cabinet | S. Lectern |
| H. Computer Terminal | T. Adjustable Open Shelving |
| I. Copier | U. Wire Shelving |
| J. Printer | V. Bed |
| K. Sofa | W. Exam Table |
| L. Arm Chair | X. Stool |



Room Code: AW LARGE CONF.
Room Name: Large Conference Room
Space Type: Administration
Area: 450 SF
Quantity: (x)

SYMBOLS:

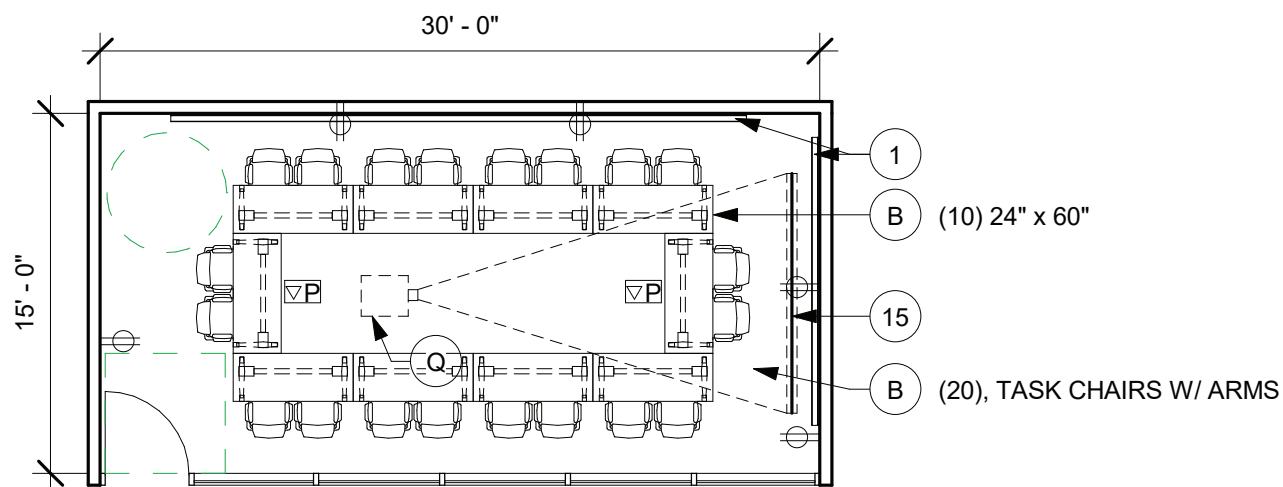
▼ Telephone ⬡ Duplex □ WAP
▽ Data ▢ Cable ▢ P Combined Floor Box

GROUP 1 - CFCI

- | | |
|-----------------------------|----------------------------------|
| 1. Writable Surface | 13. Pipe Drop Chase |
| 2. Tack Board (Acoustic) | 14. Cup Sink |
| 3. Base cabinet | 15. Projection Screen |
| 4. 12" Wall Cabinet | 16. Laboratory Sink |
| 5. Countertop | 17. Storefront Glass |
| 6. Tall Cabinet | 18. Moveable Demonstration Bench |
| 7. Sink w/garbage Disposal | 19. Moveable Laboratory Table |
| 8. Hand Sanitizer Dispenser | 20. Cylinder Rack |
| 9. Paper Towel Dispenser | 21. Overhead Service Carrier |
| 10. Under Counter Raceway | 22. Mock Headwall |
| 11. Hand Wash Sink | 23. Autoclave |
| 12. Scullery Sink | 24. Equipment Space |

GROUP 2 - OFOI

- | | |
|----------------------|-----------------------------|
| A. Desk | M. Refrigerator |
| B. Side Chair | N. Microwave |
| C. Clock | O. Flat Panel Monitor |
| D. Trash Bin | P. AV Rack |
| E. Recycling Bin | Q. Multimedia Projector |
| F. Table | R. Video Camera |
| G. File Cabinet | S. Lectern |
| H. Computer Terminal | T. Adjustable Open Shelving |
| I. Copier | U. Wire Shelving |
| J. Printer | V. Bed |
| K. Sofa | W. Exam Table |
| L. Arm Chair | X. Stool |



0' 4' 8' 16'

SCALE : 1/8" = 1'-0"

Room Code: AW SOFT COLLAB.
Room Name: Soft Collaboration | Waiting
Space Type: Administration
Area: 100 SF
Quantity:

SYMBOLS:

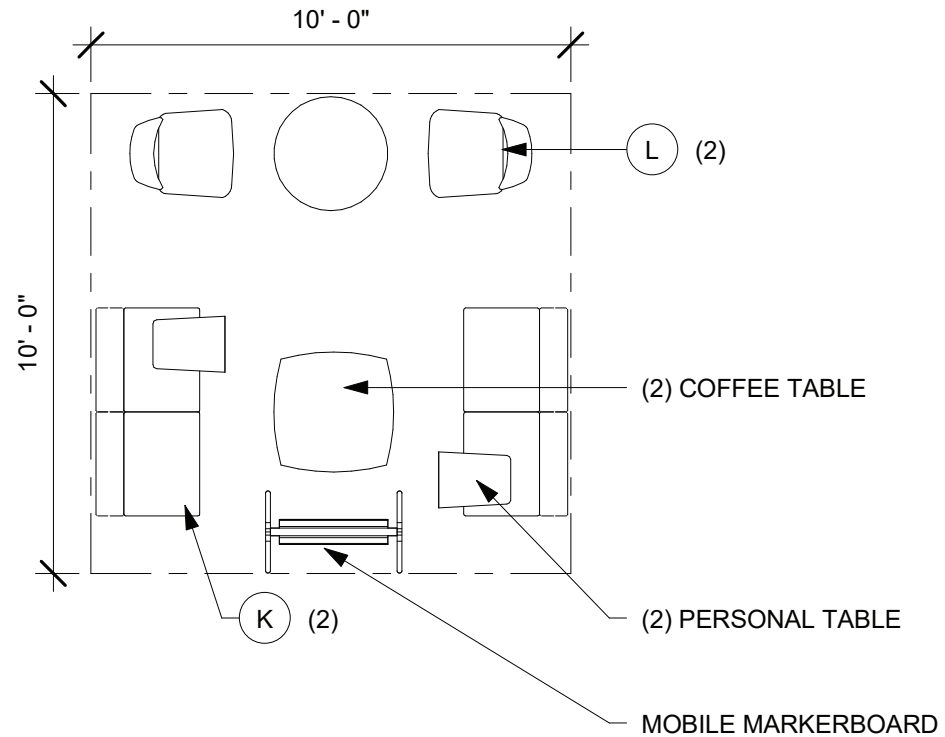
▼ Telephone ⬡ Duplex □ WAP
▽ Data ▢ Cable ▢ Combined Floor Box

GROUP 1 - CFCI

- | | |
|-----------------------------|----------------------------------|
| 1. Writable Surface | 13. Pipe Drop Chase |
| 2. Tack Board (Acoustic) | 14. Cup Sink |
| 3. Base cabinet | 15. Projection Screen |
| 4. 12" Wall Cabinet | 16. Laboratory Sink |
| 5. Countertop | 17. Storefront Glass |
| 6. Tall Cabinet | 18. Moveable Demonstration Bench |
| 7. Sink w/garbage Disposal | 19. Moveable Laboratory Table |
| 8. Hand Sanitizer Dispenser | 20. Cylinder Rack |
| 9. Paper Towel Dispenser | 21. Overhead Service Carrier |
| 10. Under Counter Raceway | 22. Mock Headwall |
| 11. Hand Wash Sink | 23. Autoclave |
| 12. Scullery Sink | 24. Equipment Space |

GROUP 2 - OFOI

- | | |
|----------------------|-----------------------------|
| A. Desk | M. Refrigerator |
| B. Side Chair | N. Microwave |
| C. Clock | O. Flat Panel Monitor |
| D. Trash Bin | P. AV Rack |
| E. Recycling Bin | Q. Multimedia Projector |
| F. Table | R. Video Camera |
| G. File Cabinet | S. Lectern |
| H. Computer Terminal | T. Adjustable Open Shelving |
| I. Copier | U. Wire Shelving |
| J. Printer | V. Bed |
| K. Sofa | W. Exam Table |
| L. Arm Chair | X. Stool |



SCALE : 1/4" = 1'-0"

conceptual **design**

CONCEPT NARRATIVE

To bridge the gap between Program Validation and an upcoming Schematic Design phase, a two month Pre-Schematic effort was initiated to study program stacking and blocking opportunities. *The Podium* scheme and *The Street* scheme emerged from this phase of work. Both schemes collocate the core training spaces of Clinical Skills, Simulation and Anatomy onto a single 'Superfloor'. In *The Podium* scheme, the 'Superfloor' is located at the base of the building with four stories above, while in *The Street* scheme, the 'Superfloor' is located at the very top with three stories below.

The Street scheme is named after a conceptual 'interior street' that traverses the center of the floorplate and connects floors with a communicating stair. Connected to the stair system is a series of floor openings as well as the Community Life program and other student amenity spaces intended to activate that central spine.

In *The Podium* scheme, the large 'Superfloor' sits half a level below grade and ramps down, allowing for a separate and distinct entry into the training floor, while maintaining opportunities for daylight and views. This elevates the entry slightly above grade and provides a plaza that ramps up into the main level of the building. Here, the Forum space can extend out onto the rooftop of the 'Superfloor' and provide protected outdoor spaces that serve the building and the students.

stack & block

the podium

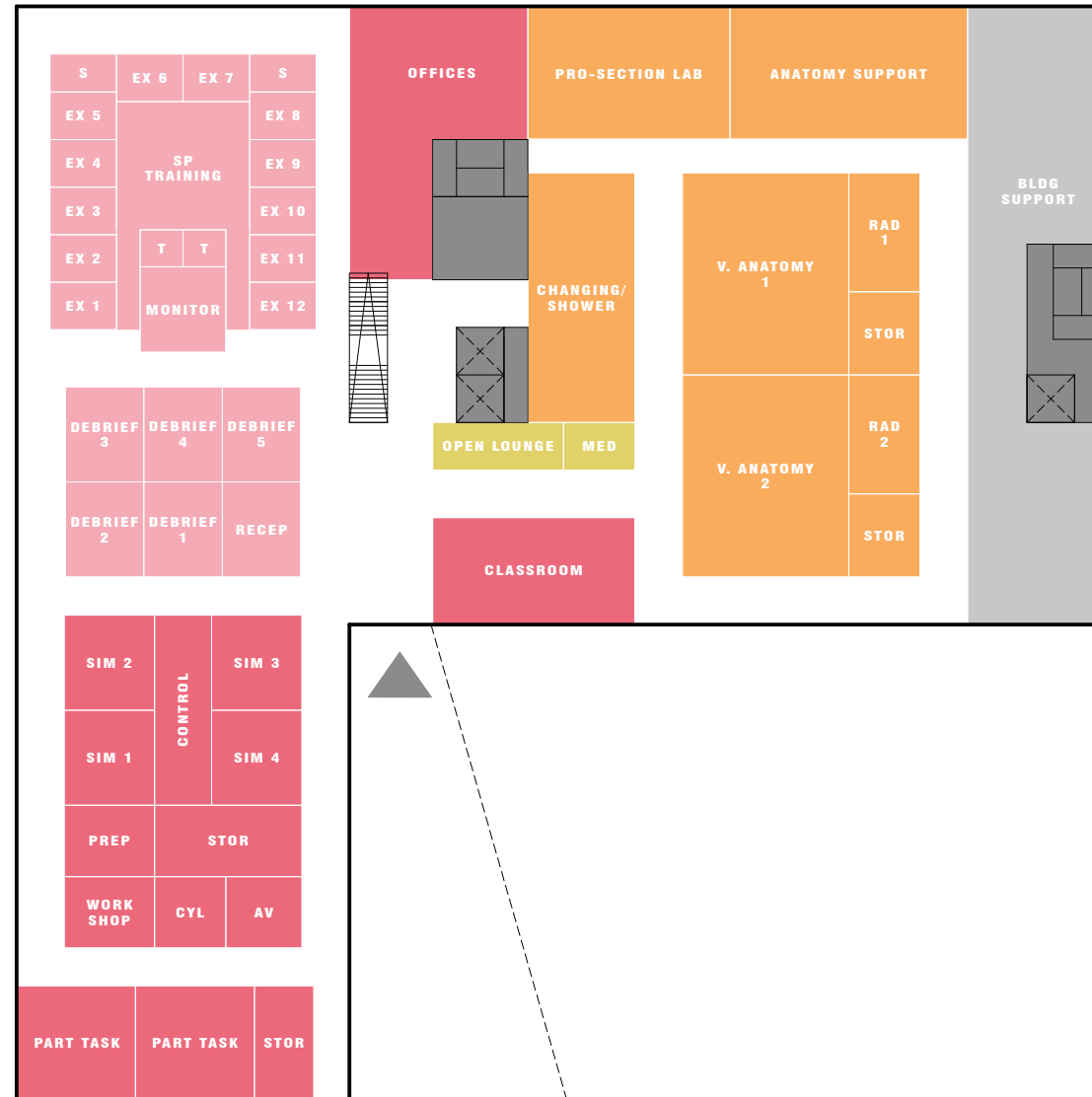
SITE PLAN

THE PODIUM | 350 PARKING SPACES



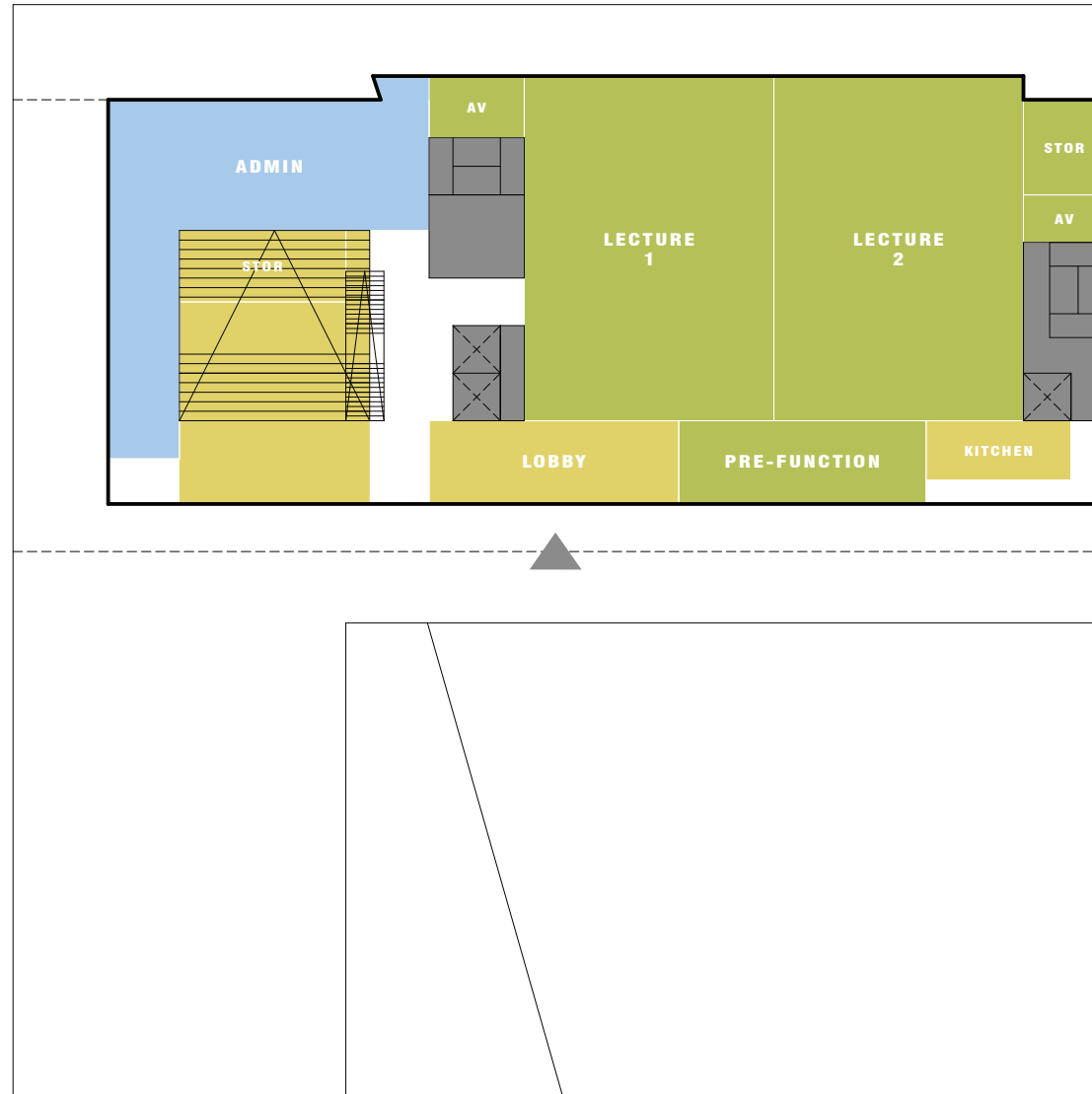
PODIUM LEVEL

THE PODIUM | 36,900 GSF



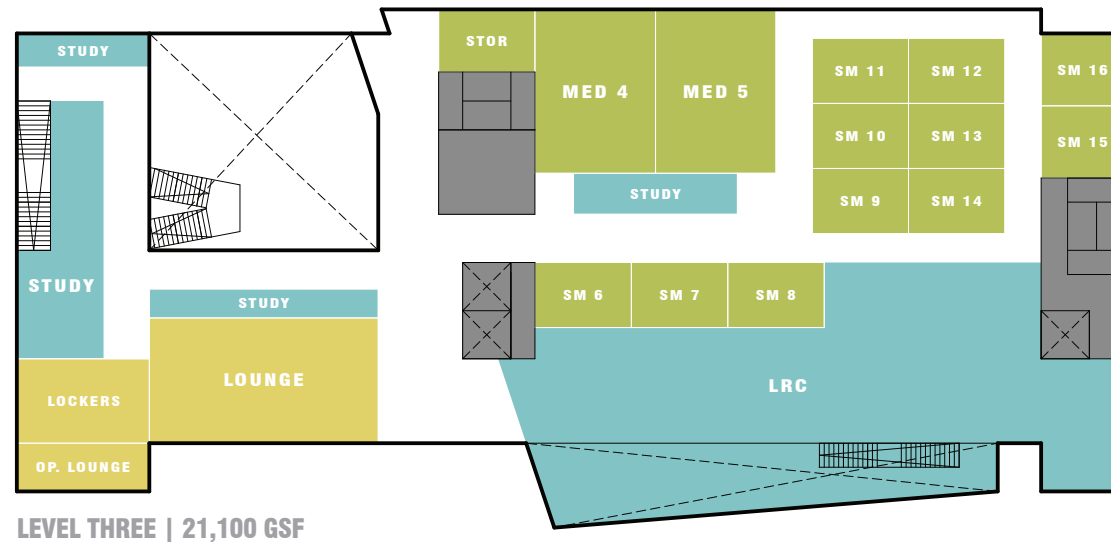
LEVEL ONE

THE PODIUM | 20,900 GSF

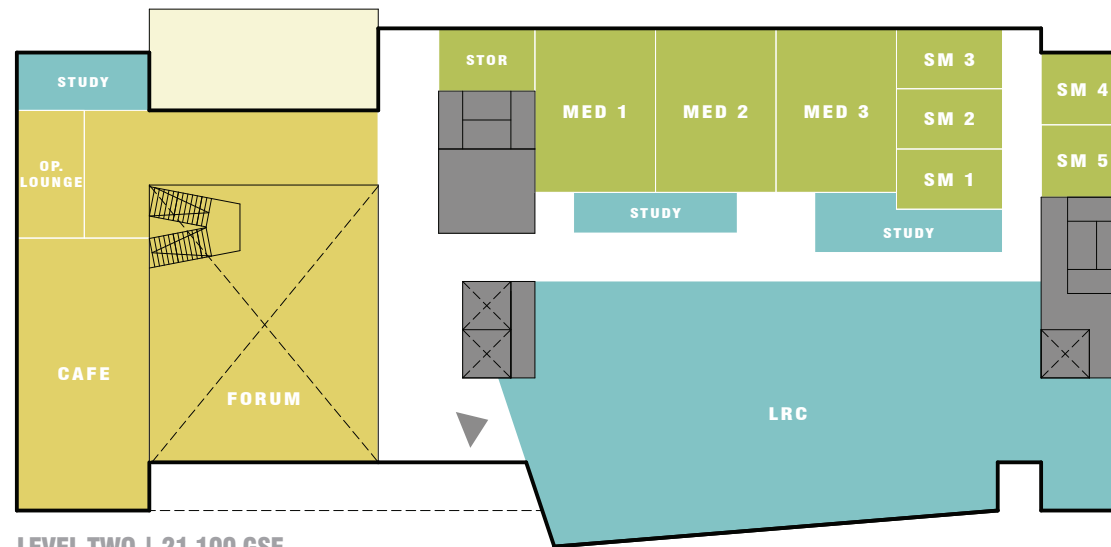


LEVEL TWO & THREE

THE PODIUM



LEVEL THREE | 21,100 GSF

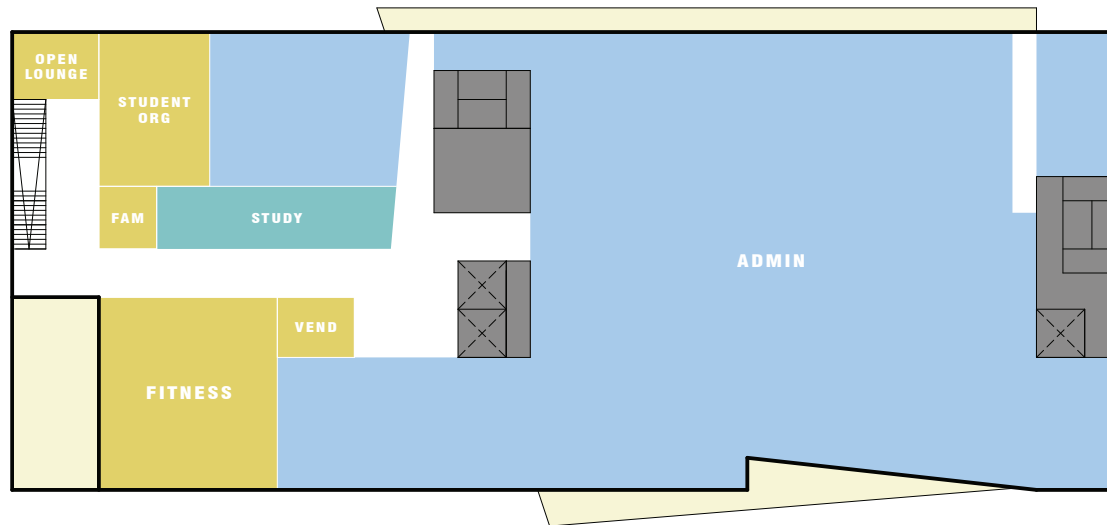


LEVEL TWO | 21,100 GSF



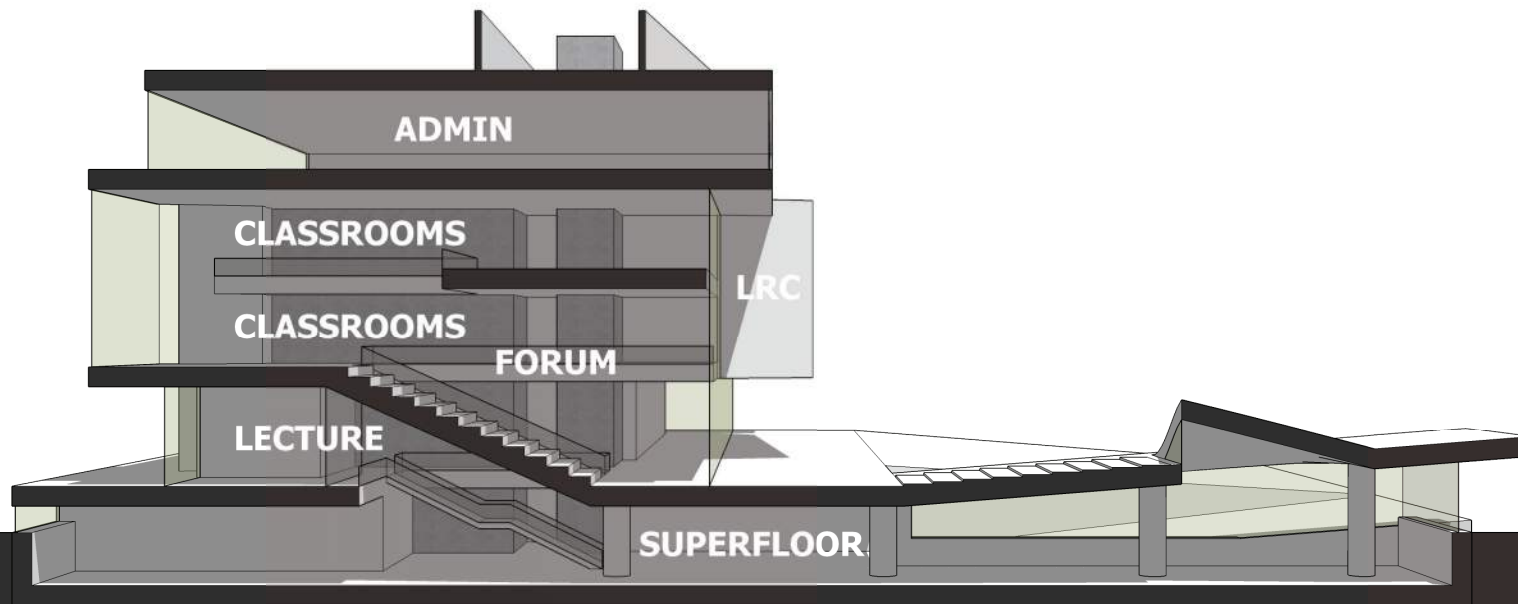
LEVEL FOUR

THE PODIUM | 25,000 GSF






SECTION

THE PODIUM



MODEL PHOTOS

THE PODIUM



stack & block

the street

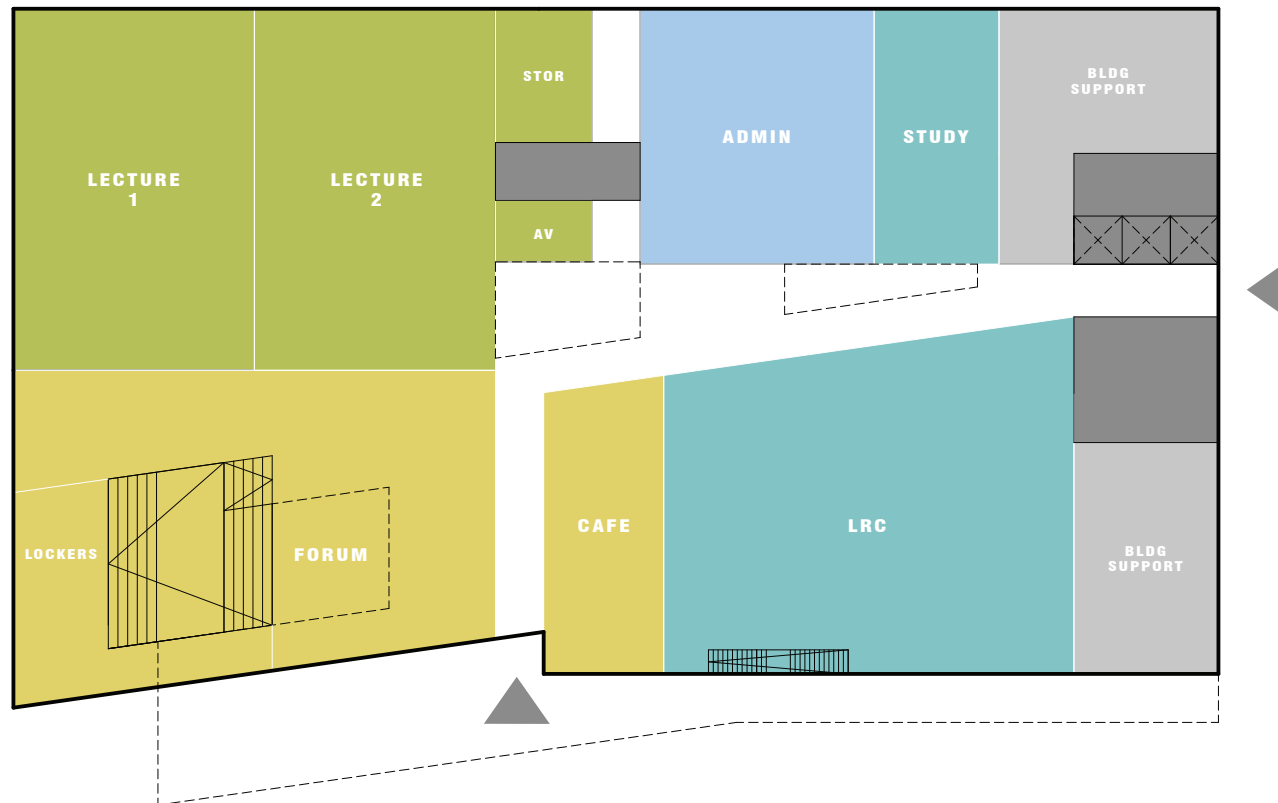
SITE PLAN

THE STREET | 350 PARKING SPACES



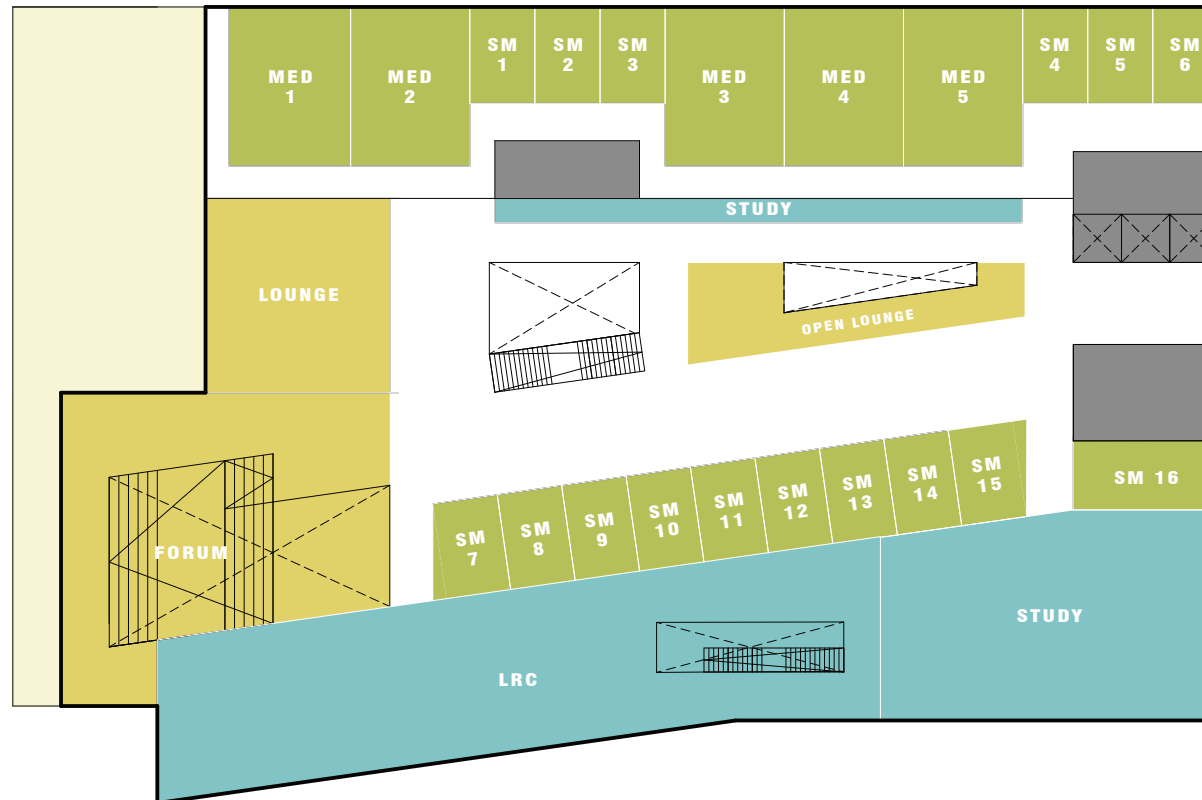
LEVEL ONE

THE STREET | 34,300 GSF



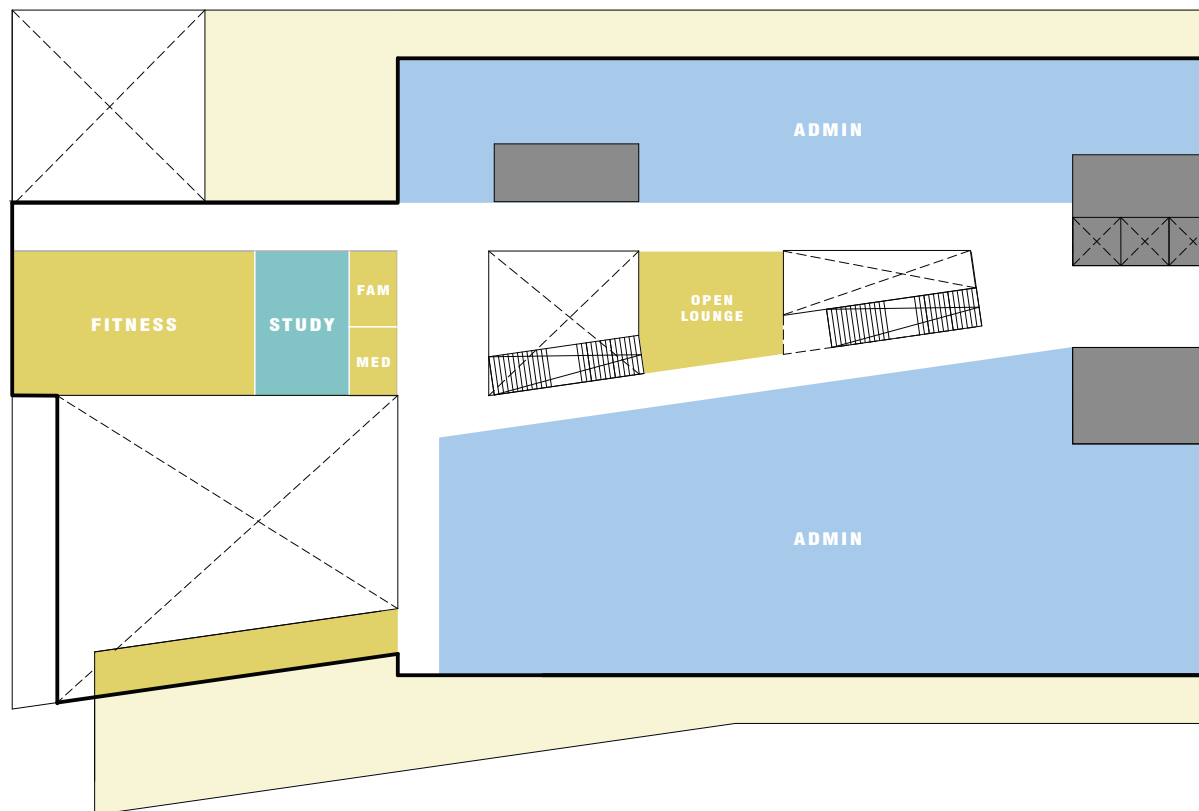
LEVEL TWO

THE STREET | 31,200 GSF



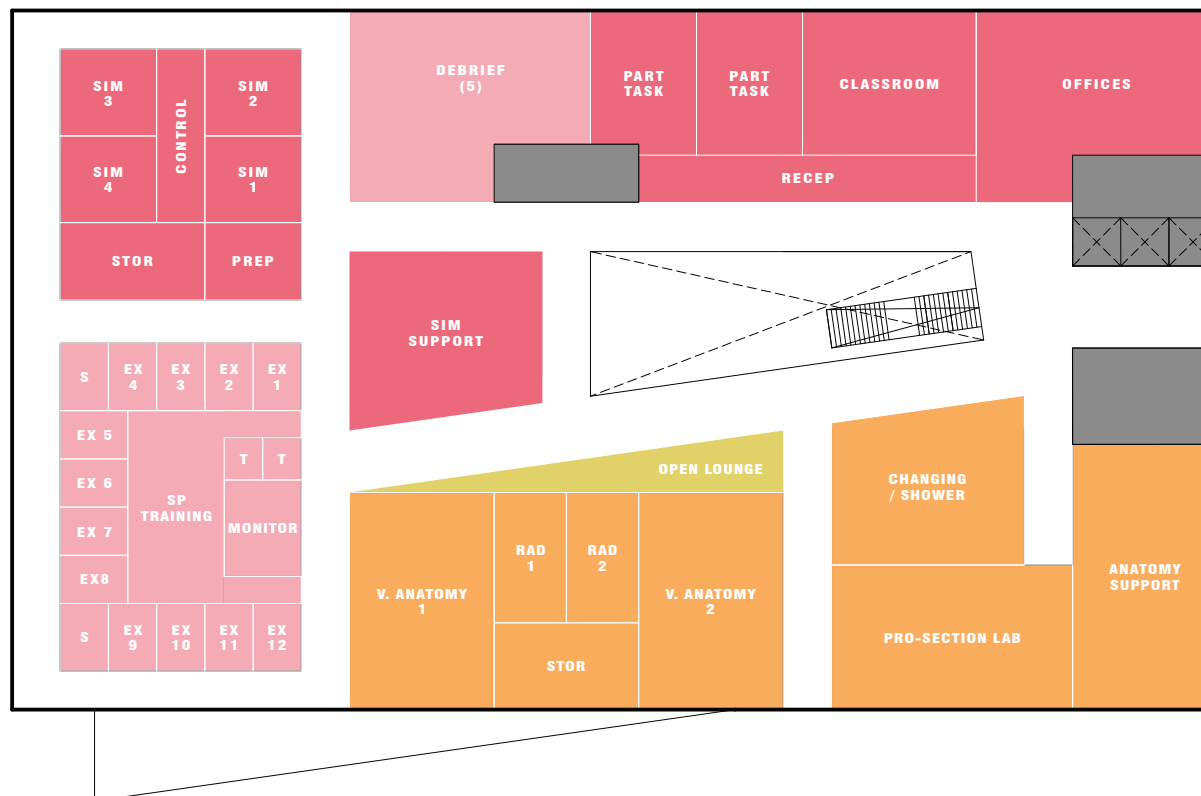
LEVEL THREE

THE STREET | 24,500 GSF



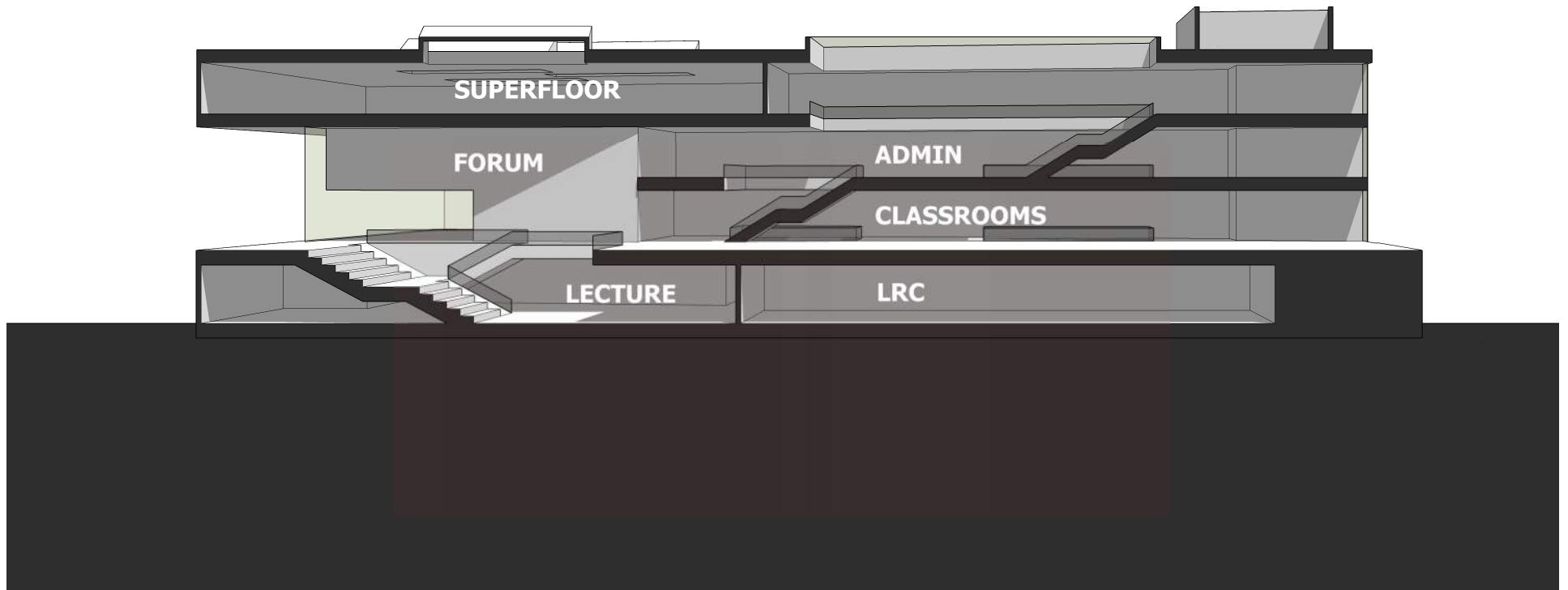
LEVEL FOUR

THE STREET | 35,000 GSF







SECTION

THE STREET



MODEL PHOTOS

THE STREET

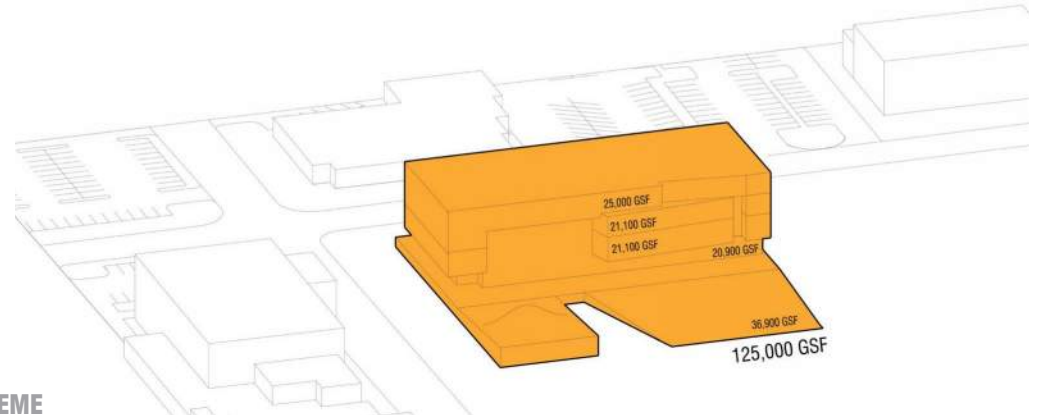


expansion **scenarios**

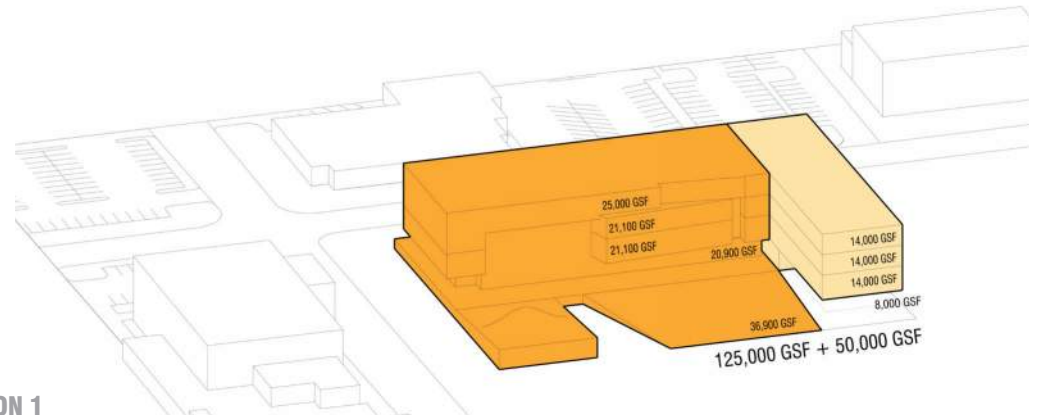
EXPANSION: THE PODIUM

- BASE SCHEME = 125,000 GSF
- EXPANSION = 50,000 GSF

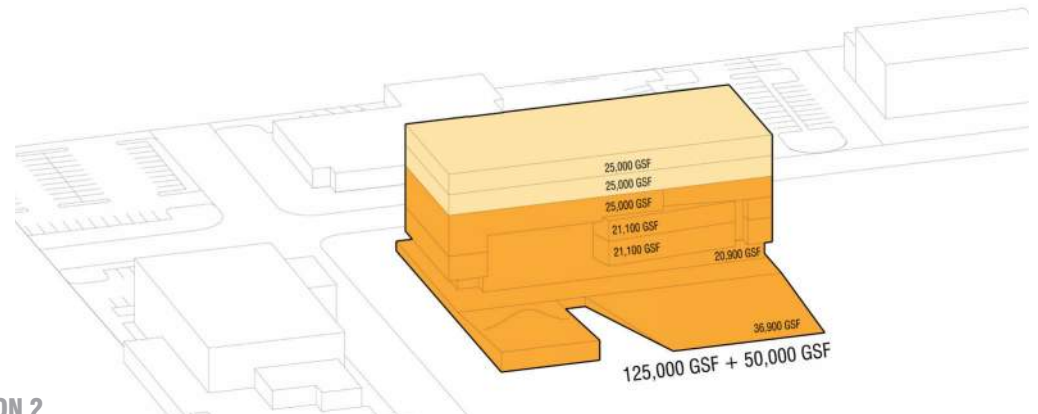
BASE SCHEME



EXPANSION OPTION 1

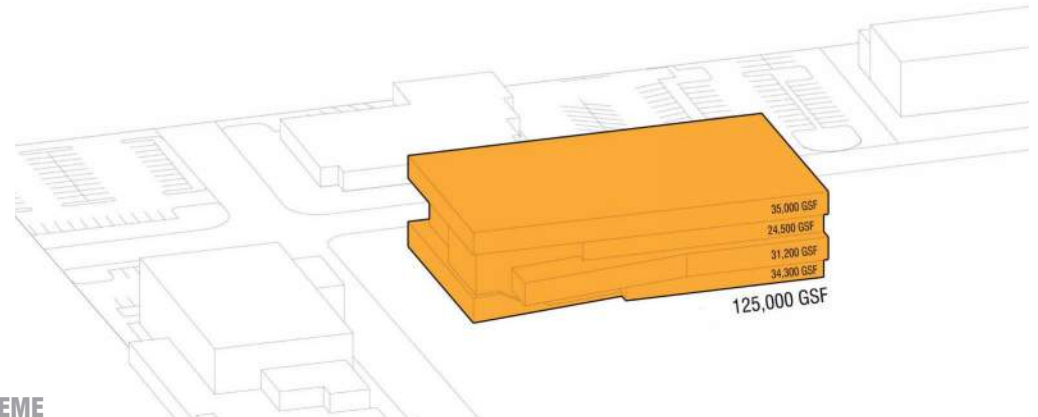


EXPANSION OPTION 2

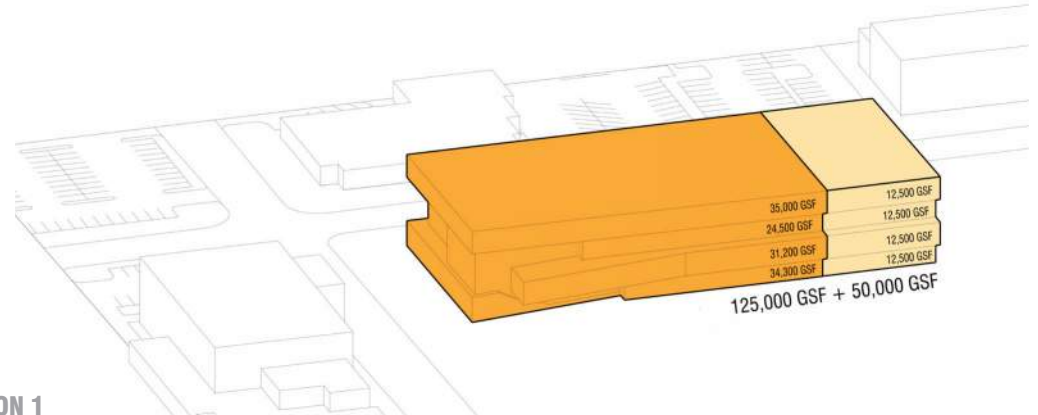


EXPANSION: THE STREET

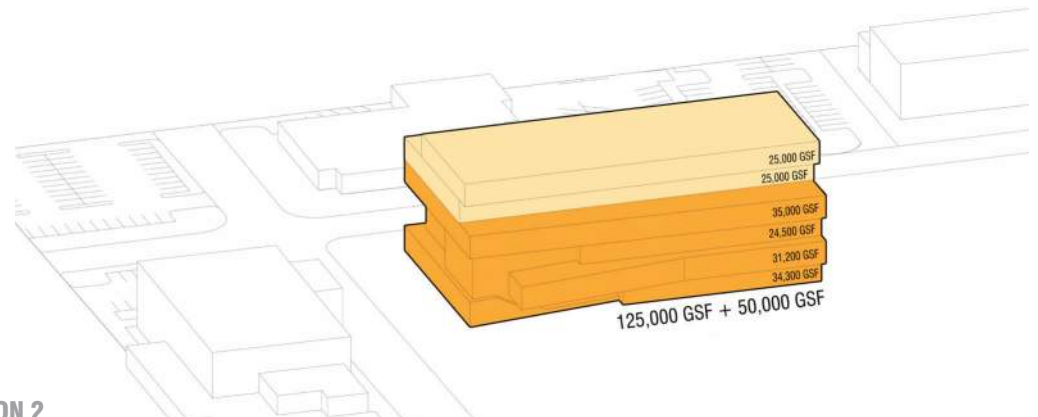
- BASE SCHEME = 125,000 GSF
- EXPANSION = 50,000 GSF



BASE SCHEME



EXPANSION OPTION 1

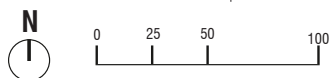
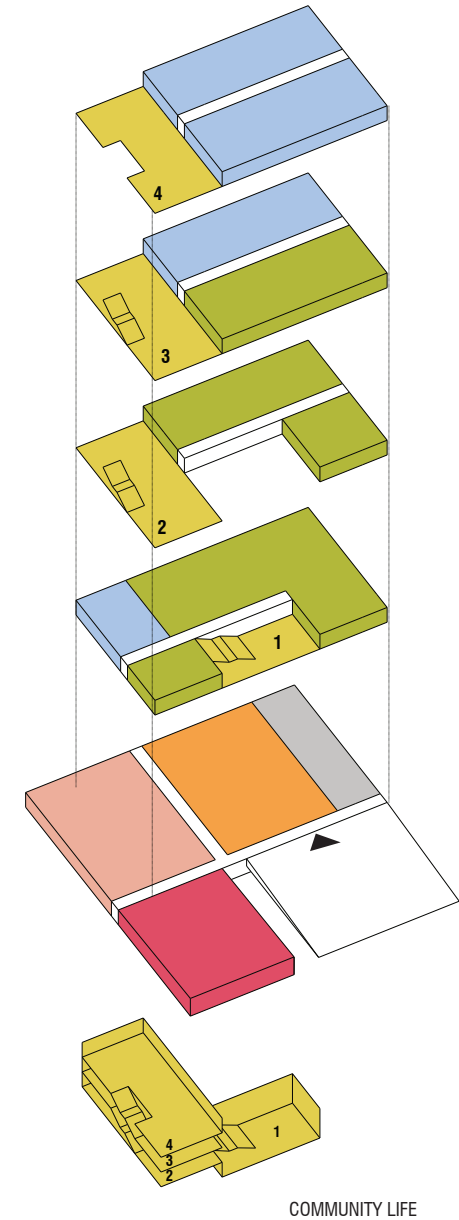
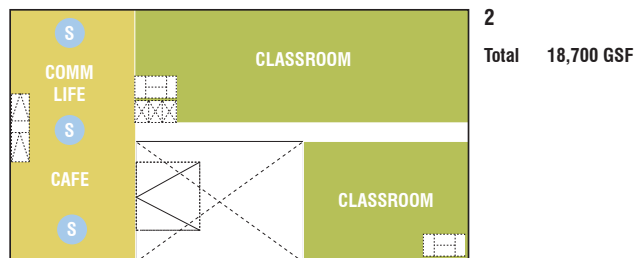
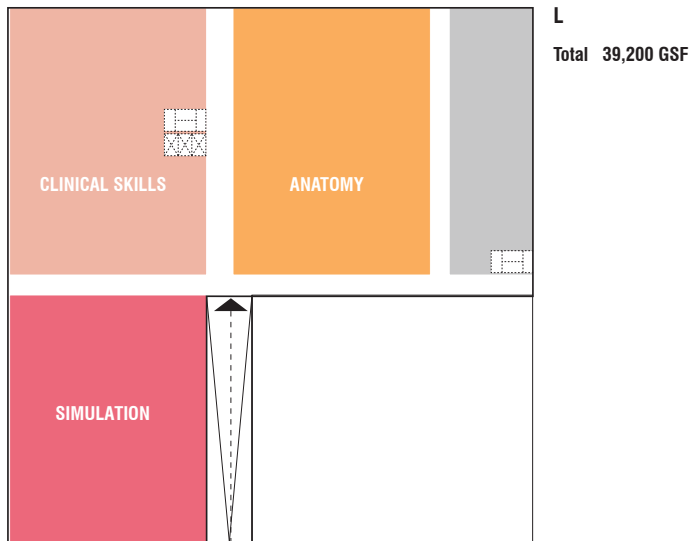
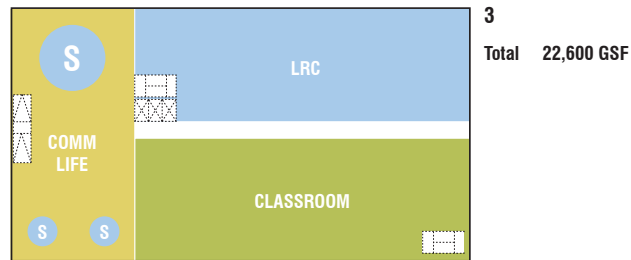
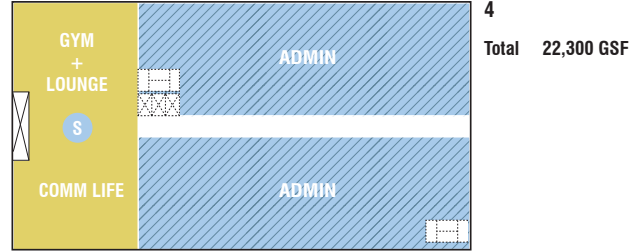
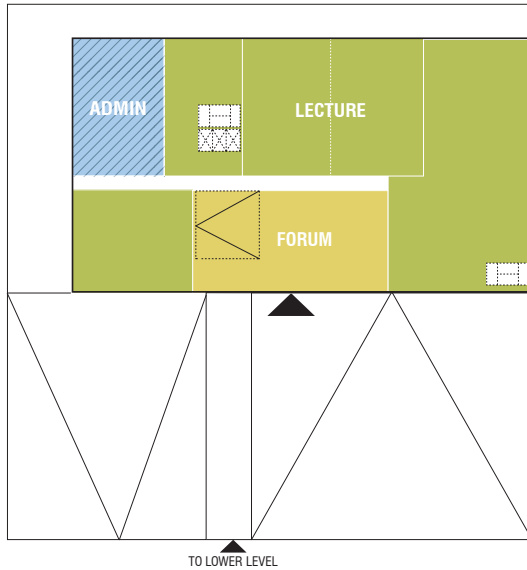


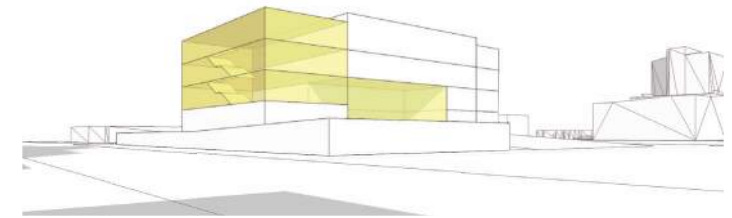
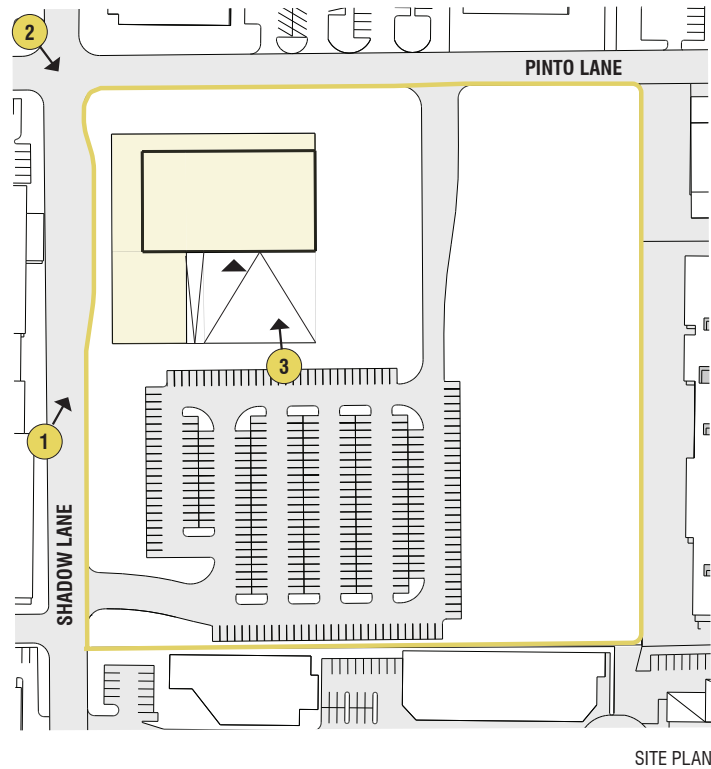
EXPANSION OPTION 2

appendix

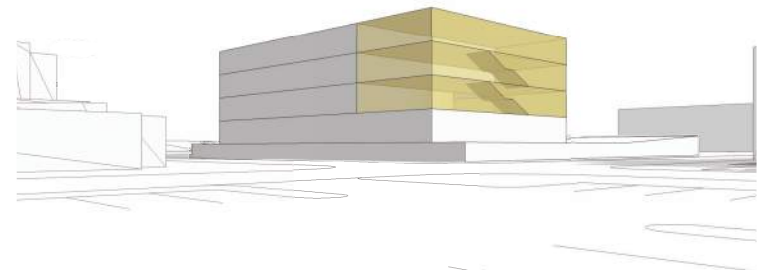
THE PODIUM (A)

STACK & BLOCK DEVELOPMENT

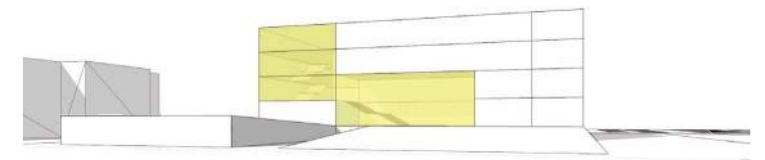




1 SOUTHWEST CORNER

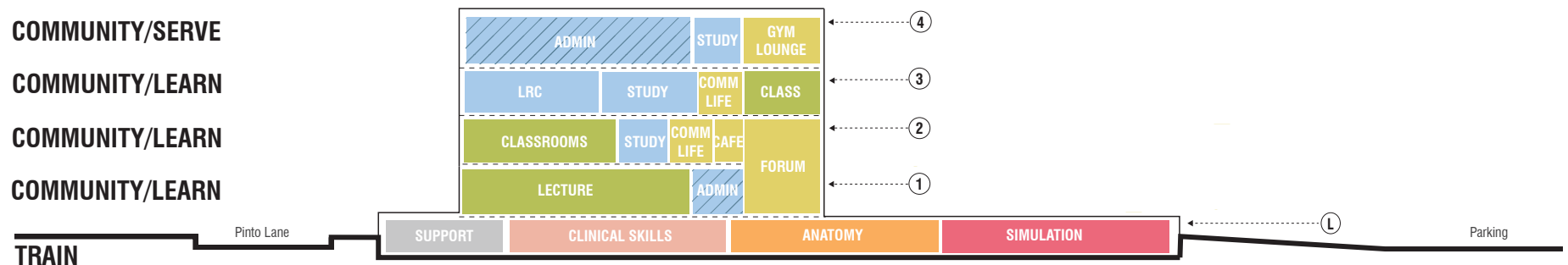


2 NORTHWEST CORNER



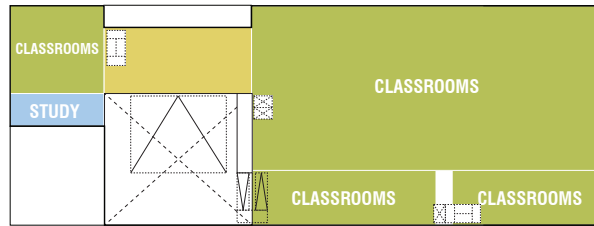
3 ENTRANCE

COMMUNITY/SERVE
COMMUNITY/LEARN
COMMUNITY/LEARN
COMMUNITY/LEARN



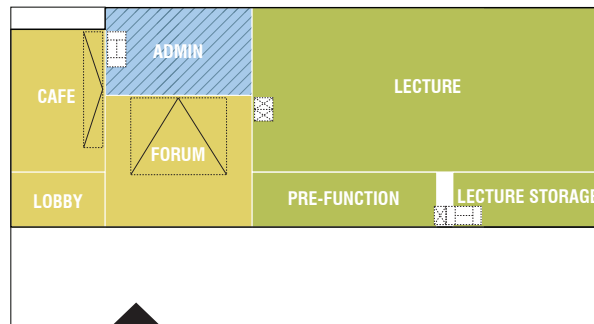
THE PODIUM (B)

STACK & BLOCK DEVELOPMENT




2

Total 18,000 GSF



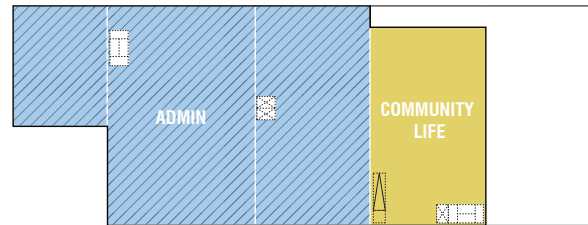
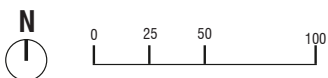
1

Total 26,400 GSF



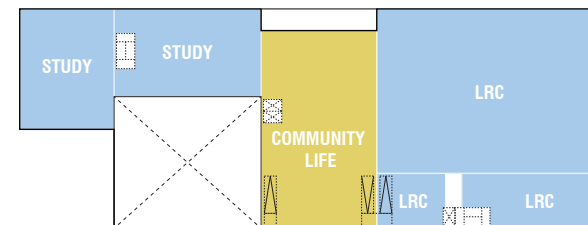
L

Total 38,400 GSF



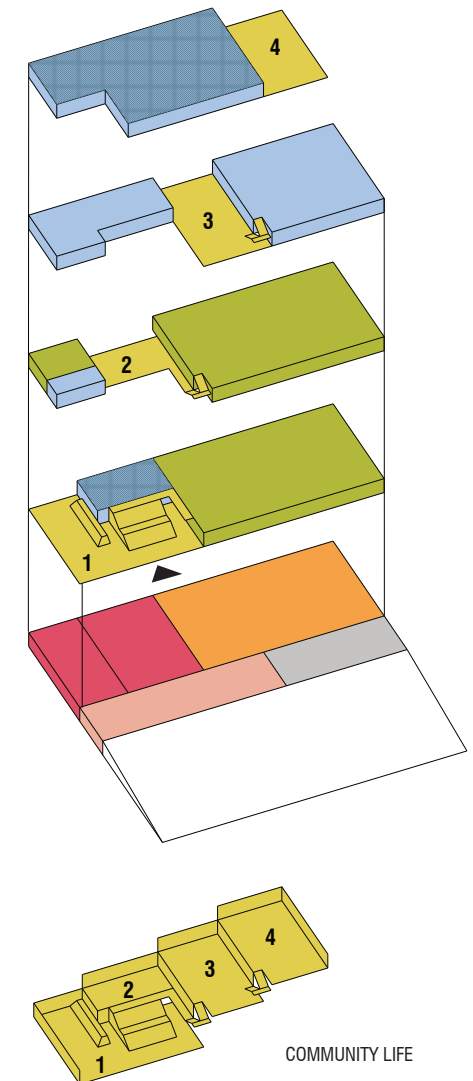
4

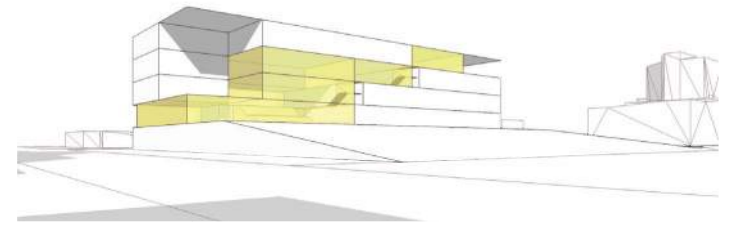
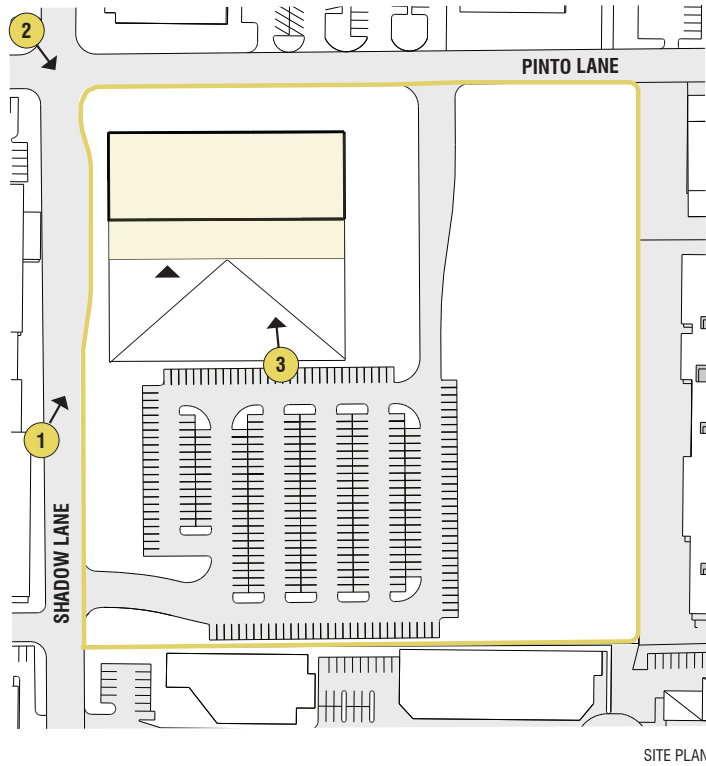
Total 19,300 GSF



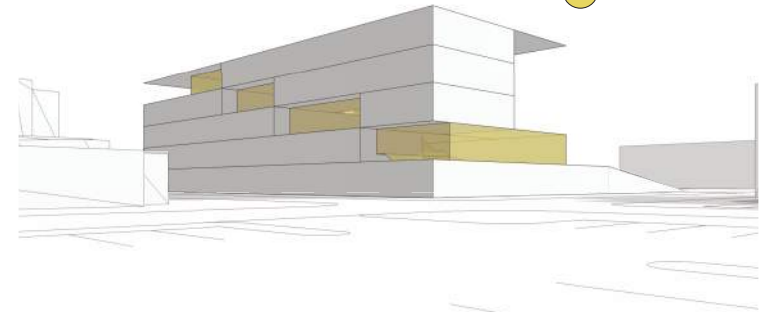
3

Total 19,700 GSF

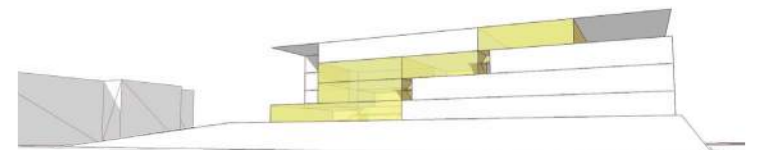




1 SOUTHWEST CORNER

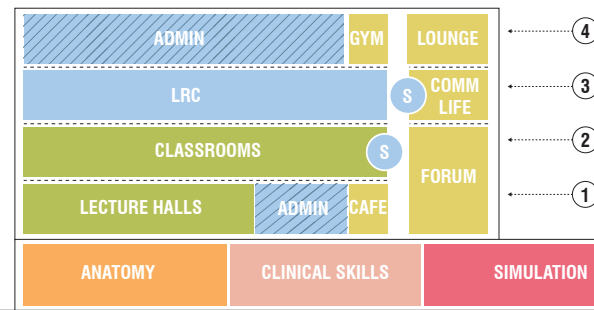


2 NORTHWEST CORNER



3 ENTRANCE

COMMUNITY/SERVE
COMMUNITY
COMMUNITY/LEARN
COMMUNITY/LEARN
TRAIN

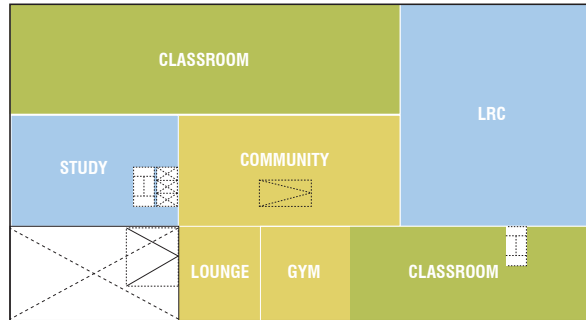


Pinto Lane

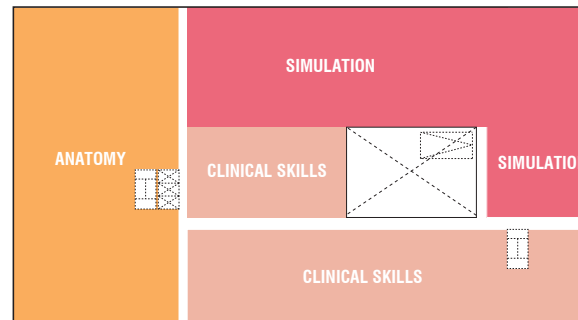
Parking

THE STREET (INTERNAL)

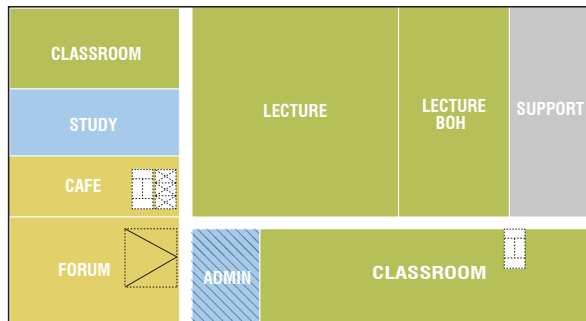
STACK & BLOCK DEVELOPMENT



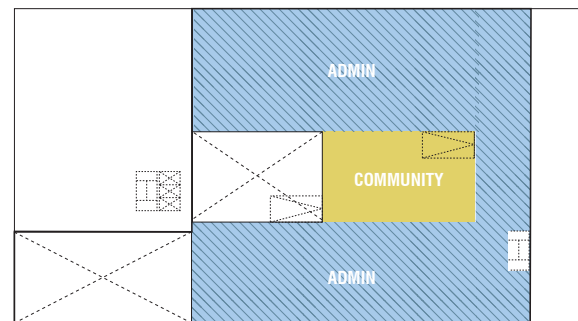
2
Total 33,000 GSF



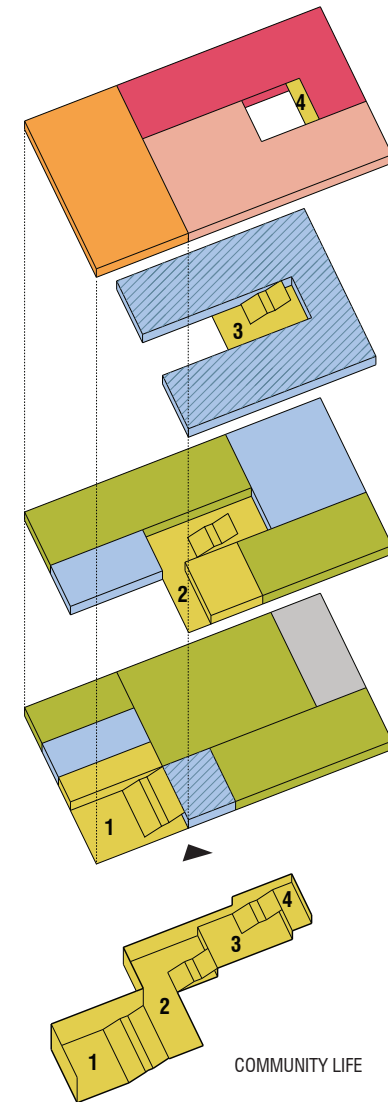
4
Total 35,000 GSF



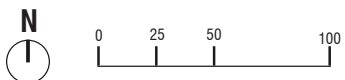
1
Total 37,000 GSF

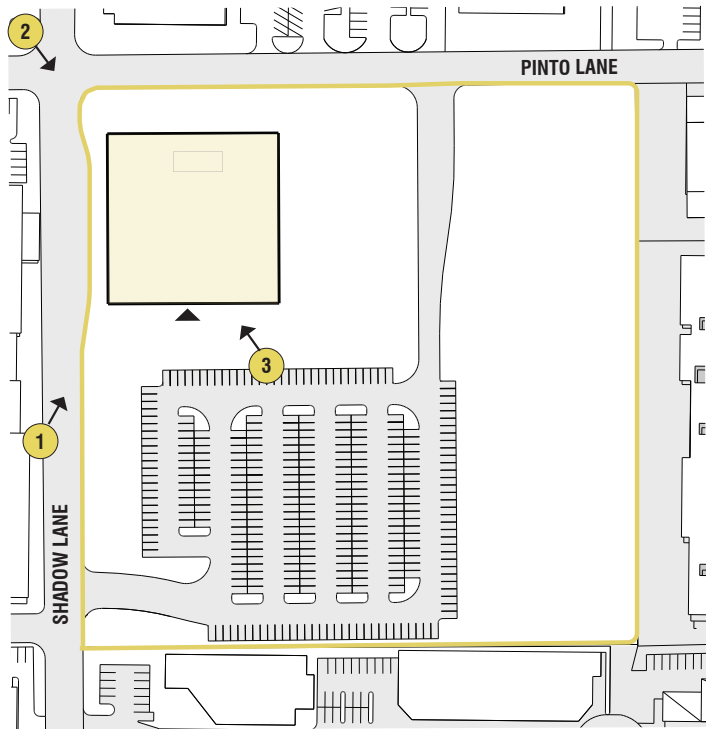


3
Total 20,000 GSF

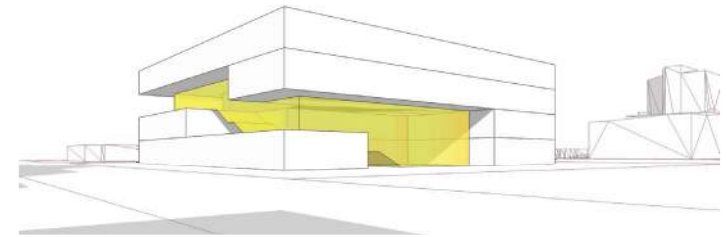


COMMUNITY LIFE

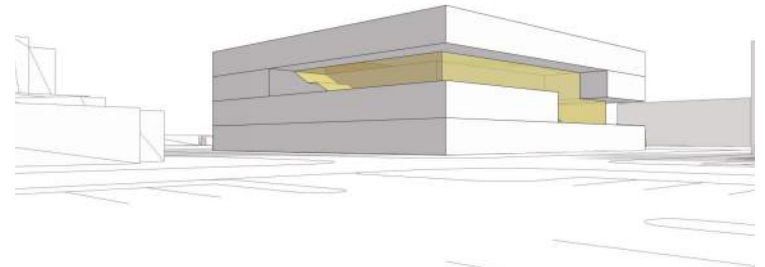




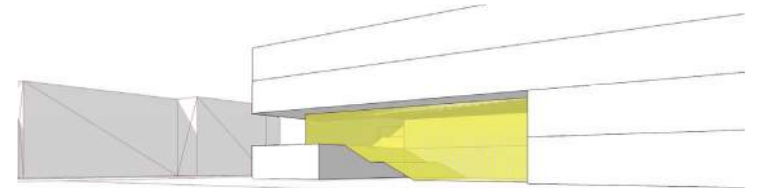
SITE PLAN



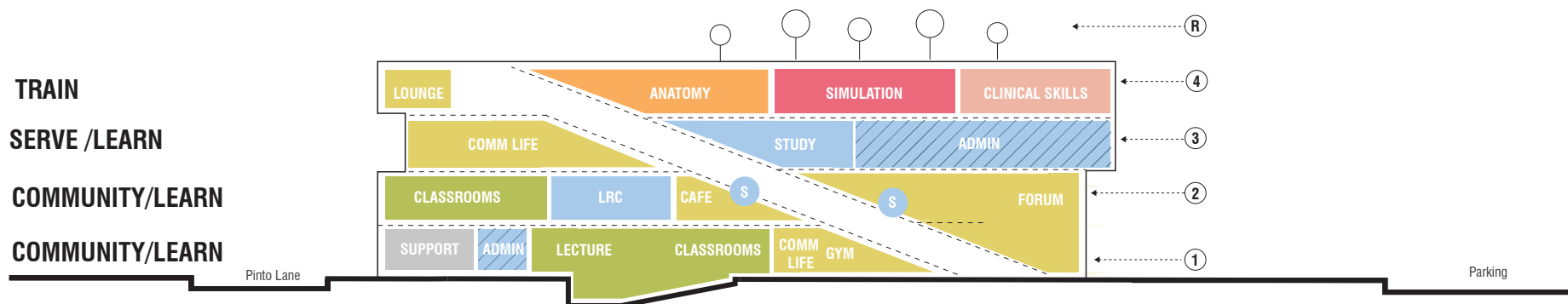
1 SOUTHWEST CORNER



2 NORTHWEST CORNER

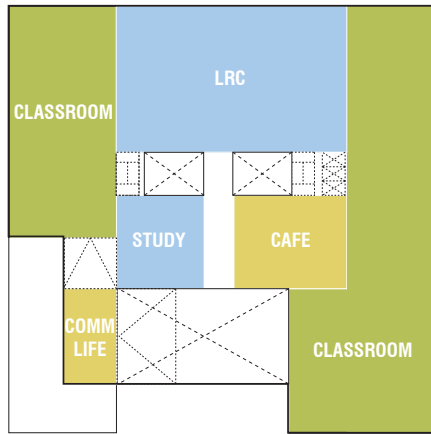


3 ENTRANCE

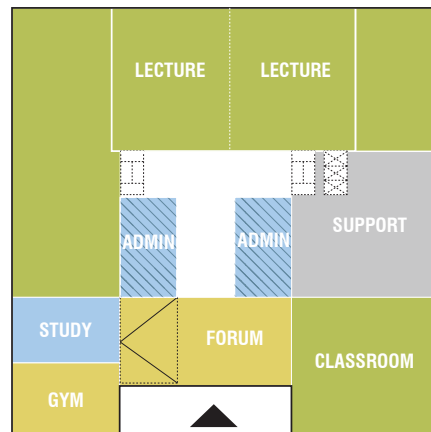


THE STREET (EXTERNAL)

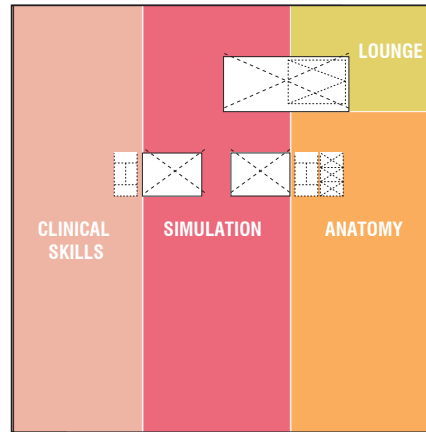
STACK & BLOCK DEVELOPMENT



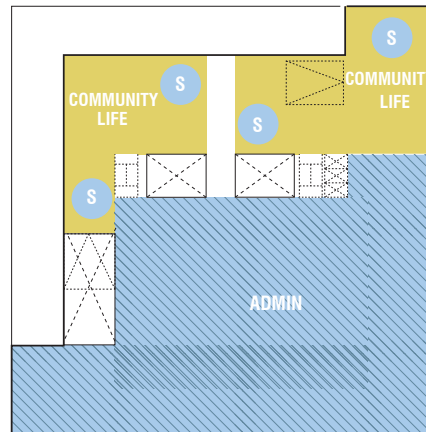
2
Total 26,300 GSF



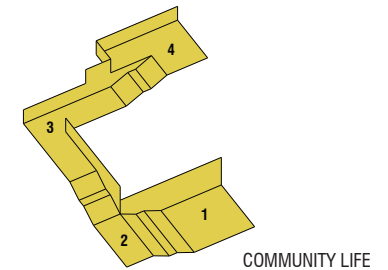
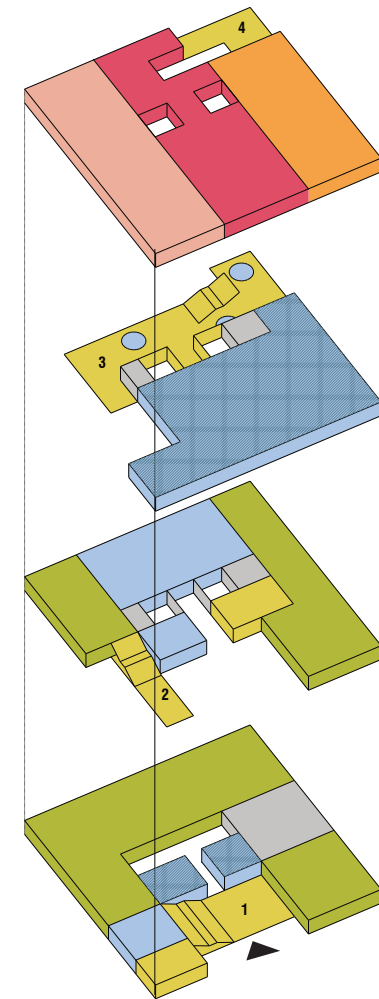
1
Total 35,500 GSF

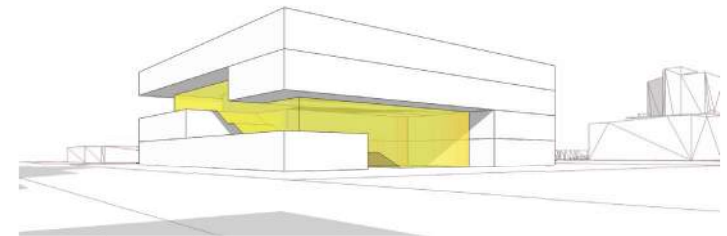
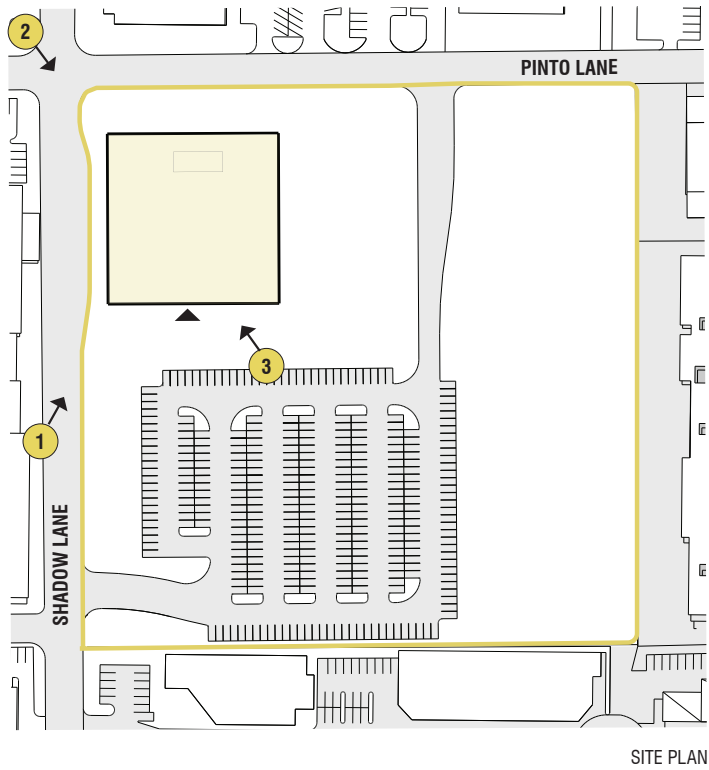


4
Total 36,200 GSF

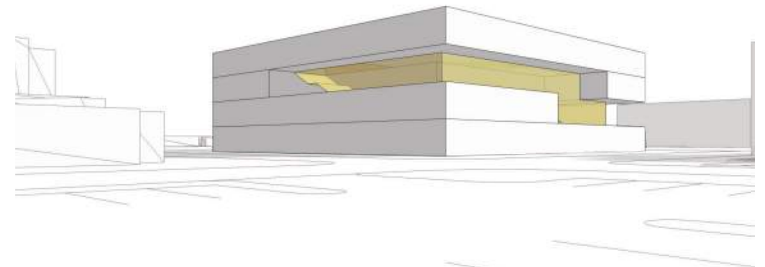


3
Total 27,700 GSF

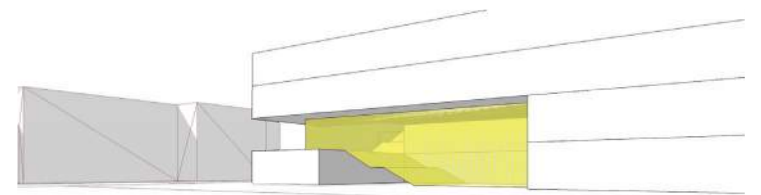




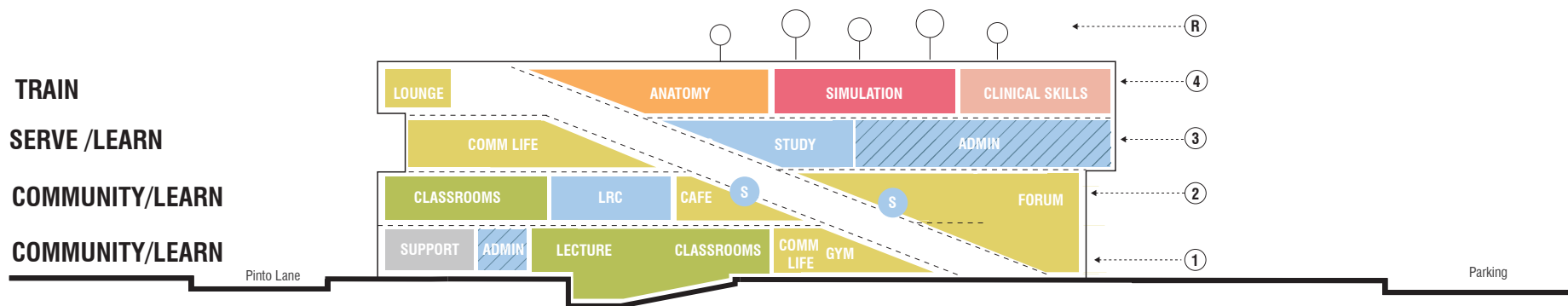
1 SOUTHWEST CORNER



2 NORTHWEST CORNER

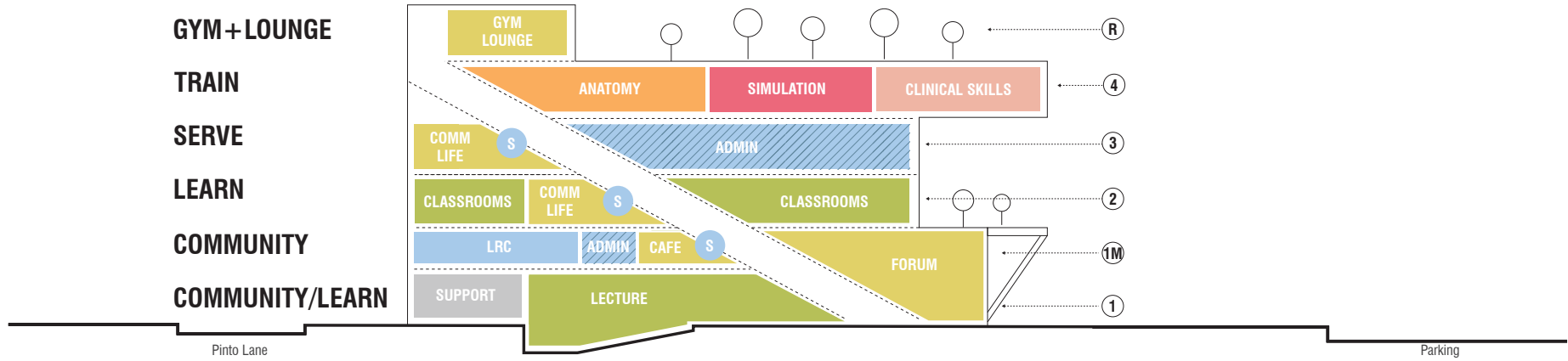


3 ENTRANCE



A

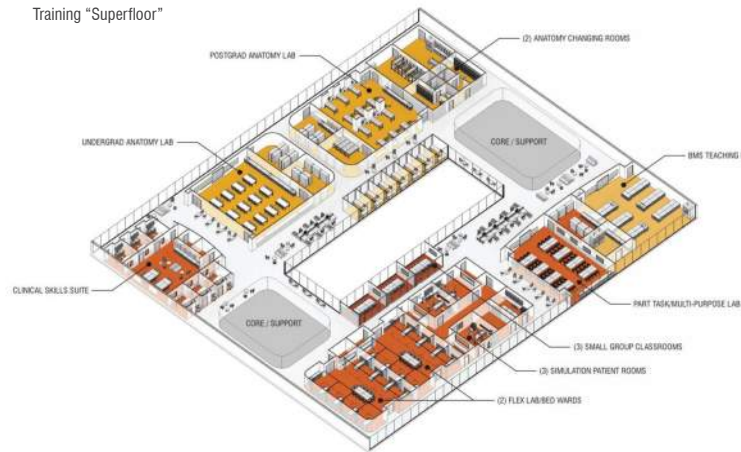
STACK & BLOCK DEVELOPMENT



First Floor Admin

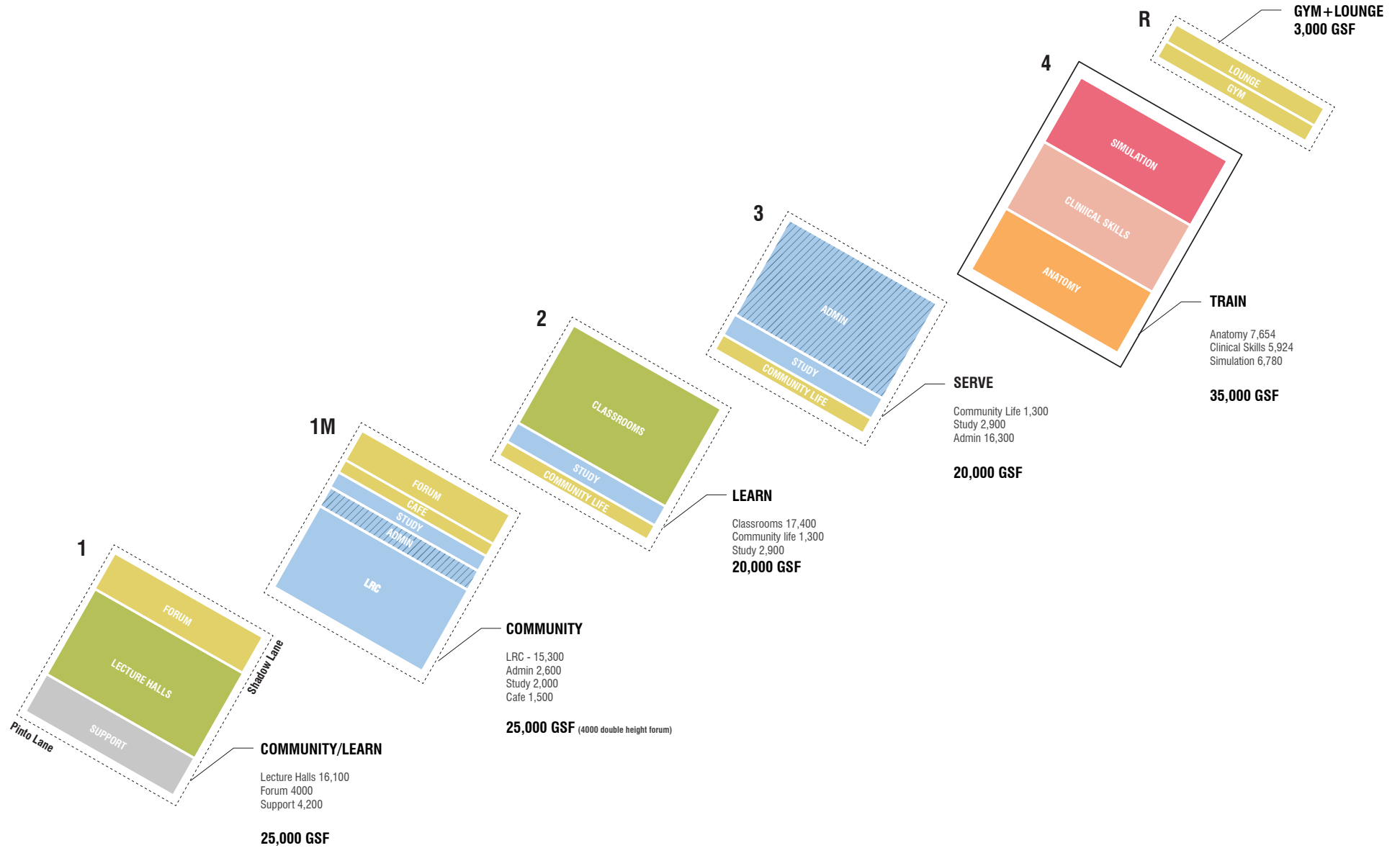


Training "Superfloor"



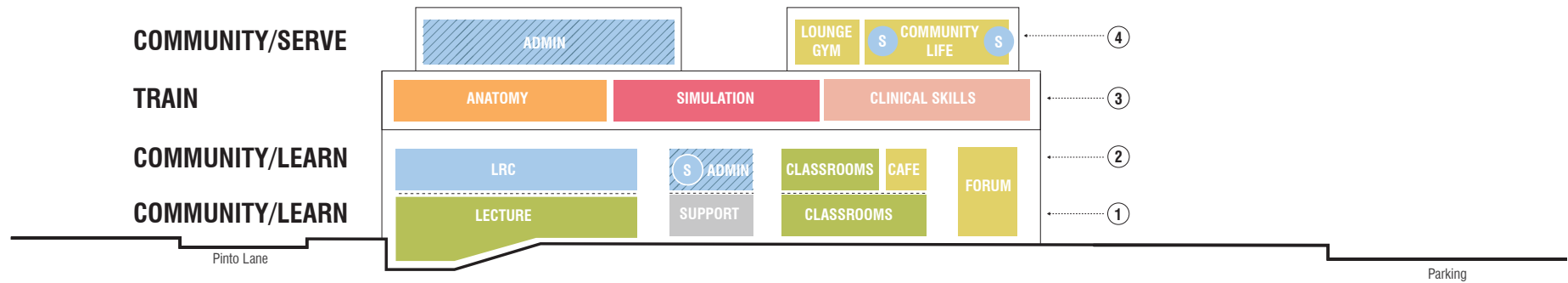
Forum and Vertical "Strip"





B

STACK & BLOCK DEVELOPMENT



Elevated "Superfloor"



Forum



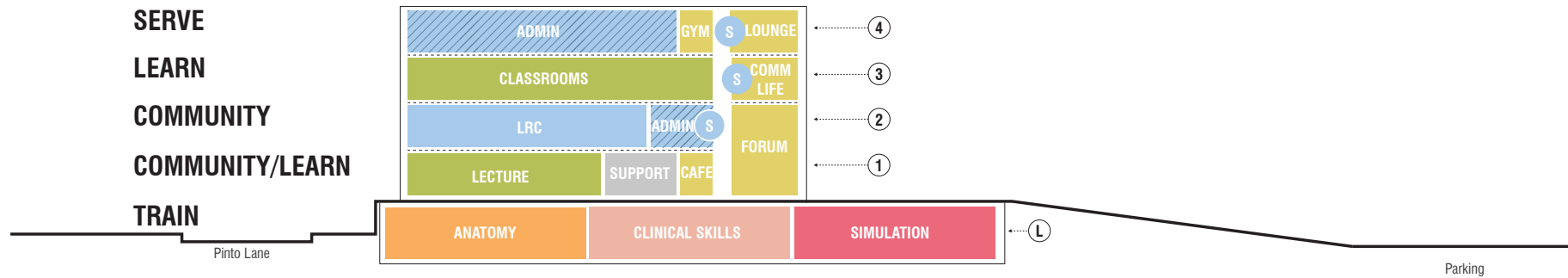
Interactive Lecture Hall





C

STACK & BLOCK DEVELOPMENT



Facade Activation



Circulation + 'Serve' Spaces

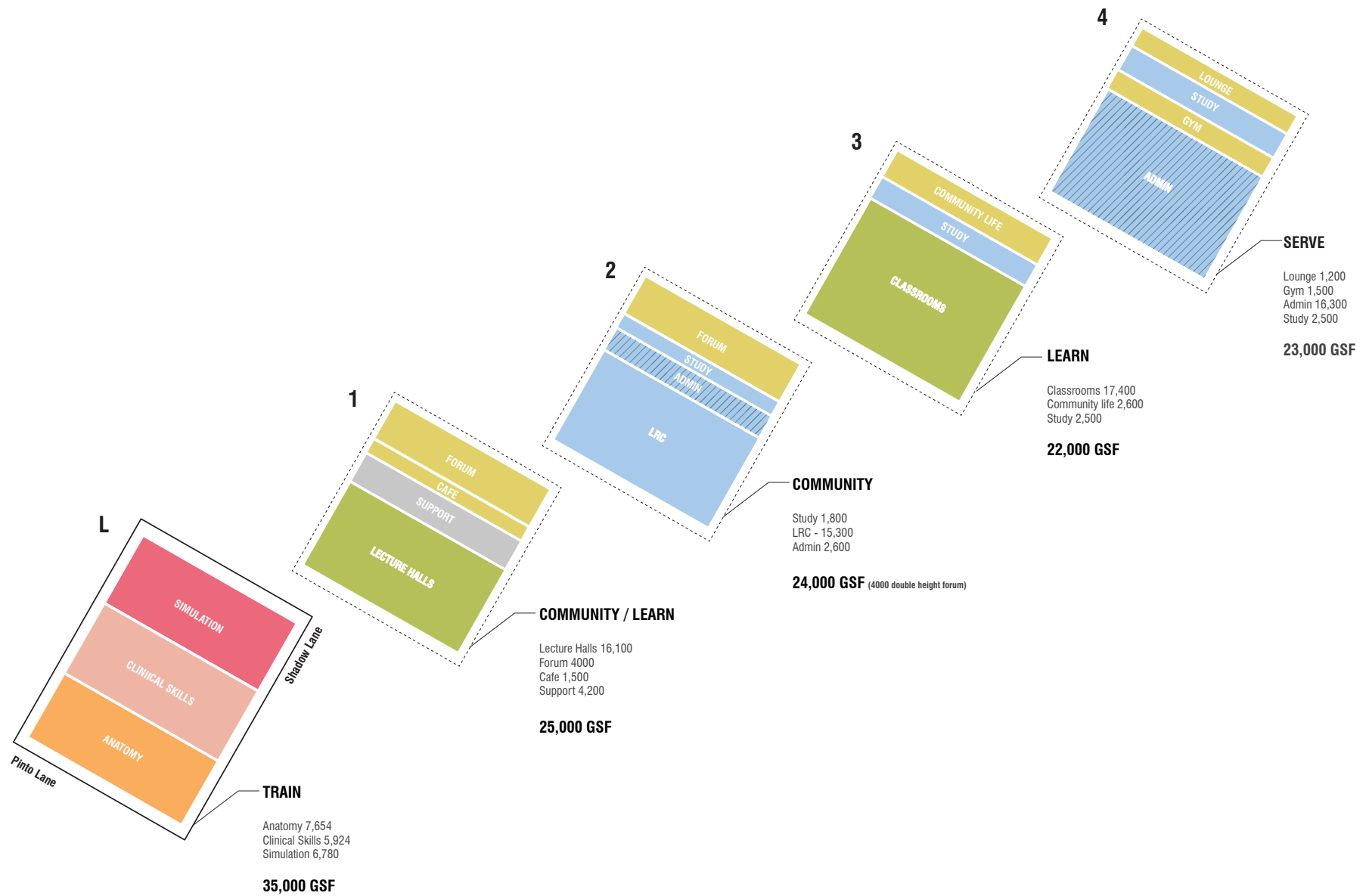


Fourth Floor Admin



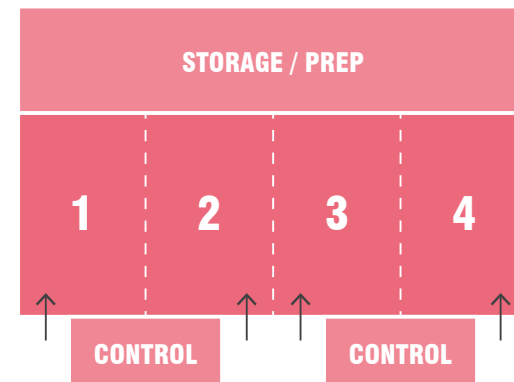
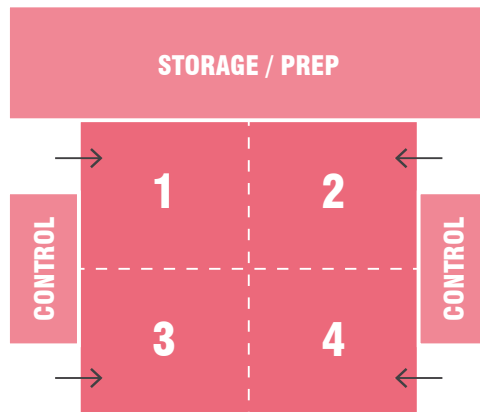
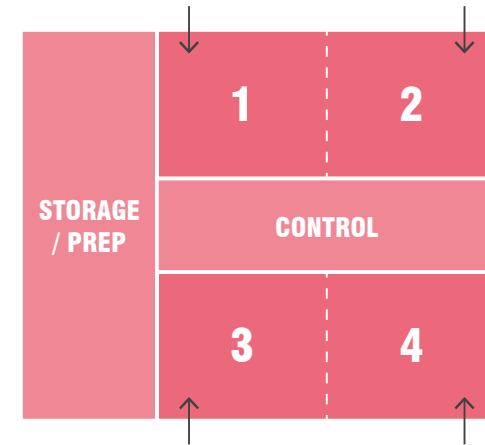
Learning Studio



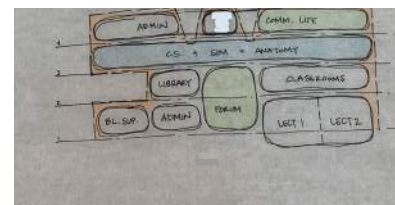
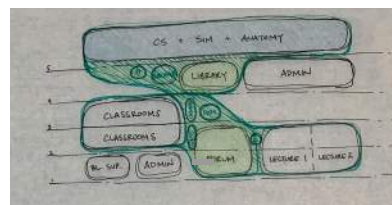
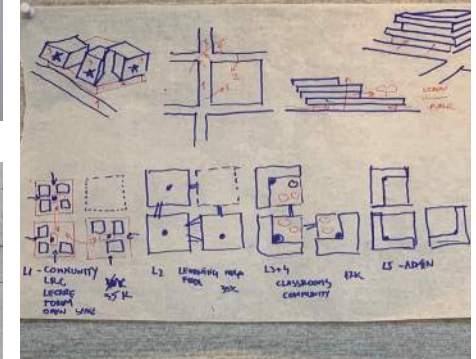
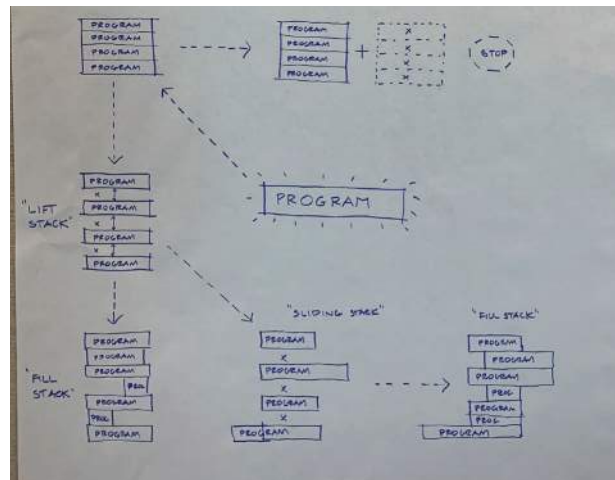
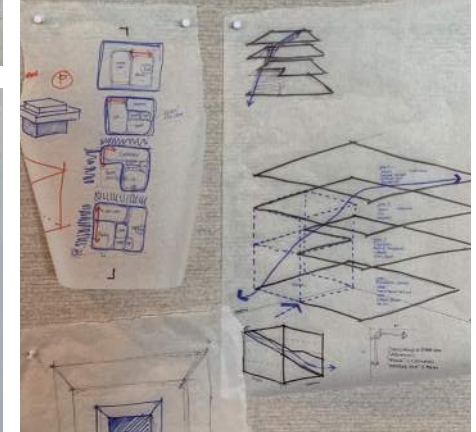

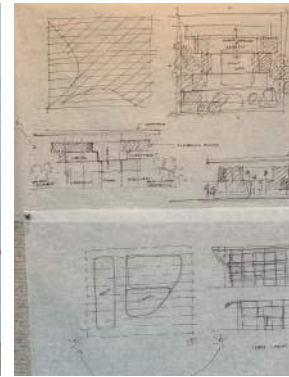
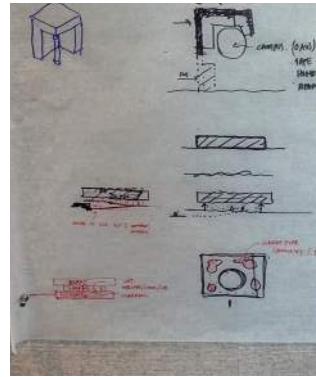
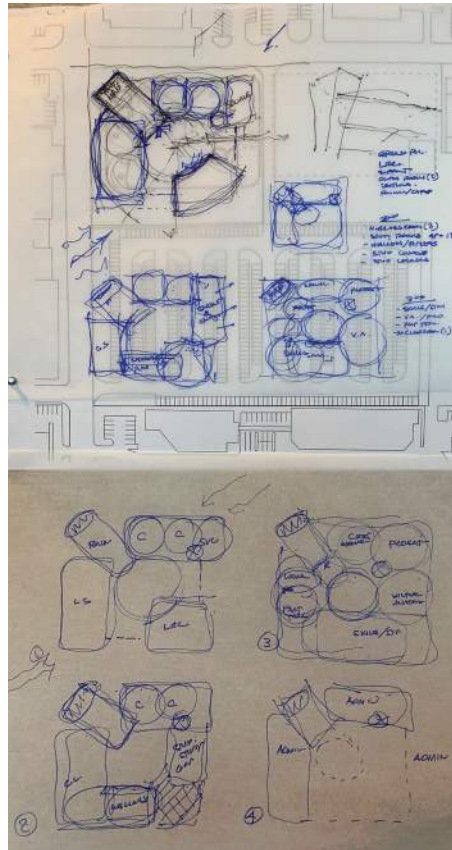
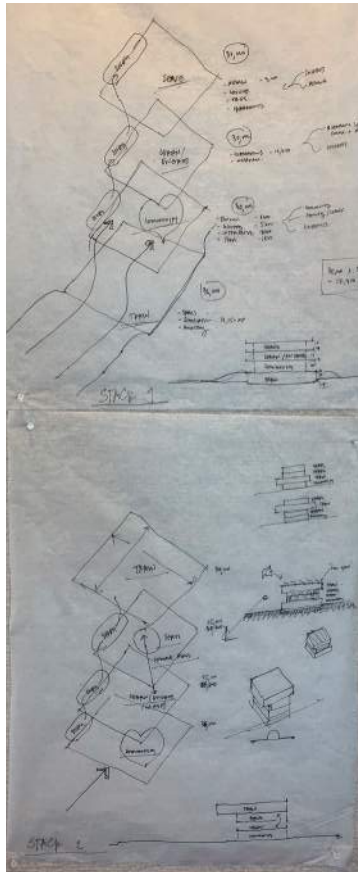


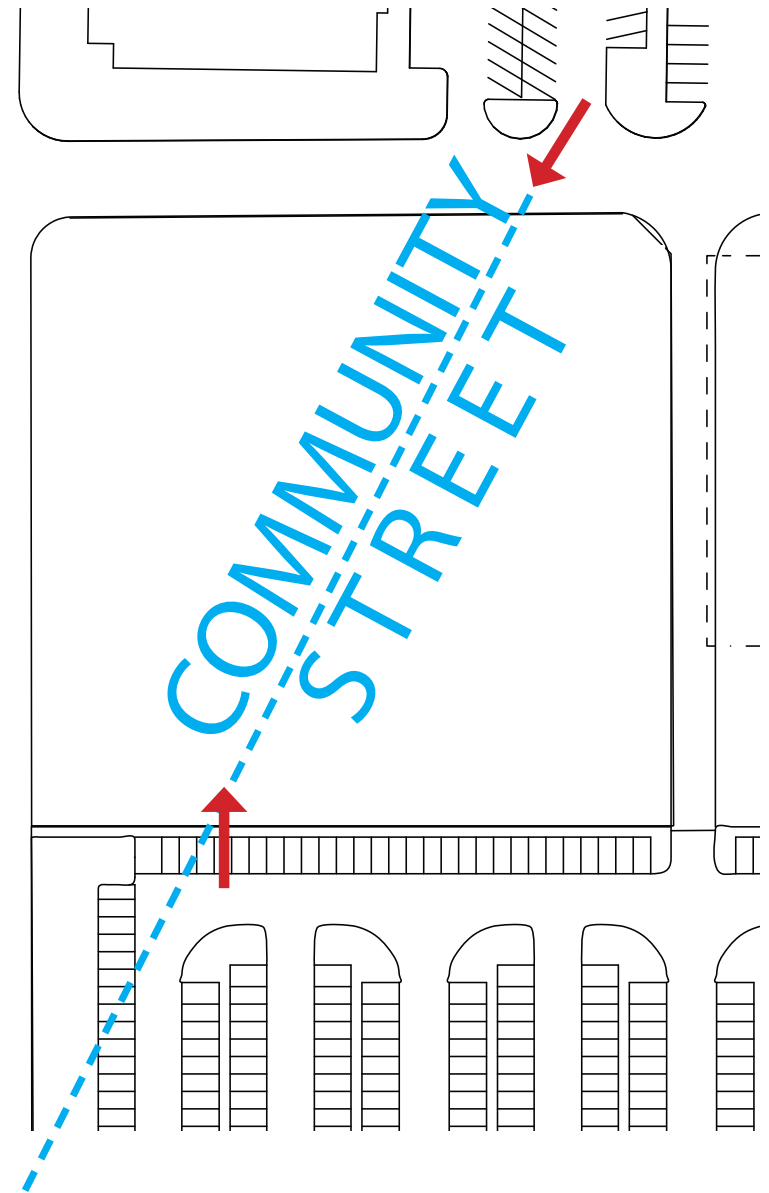
ADJACENCY DIAGRAMS

SIM PATIENT ROOMS

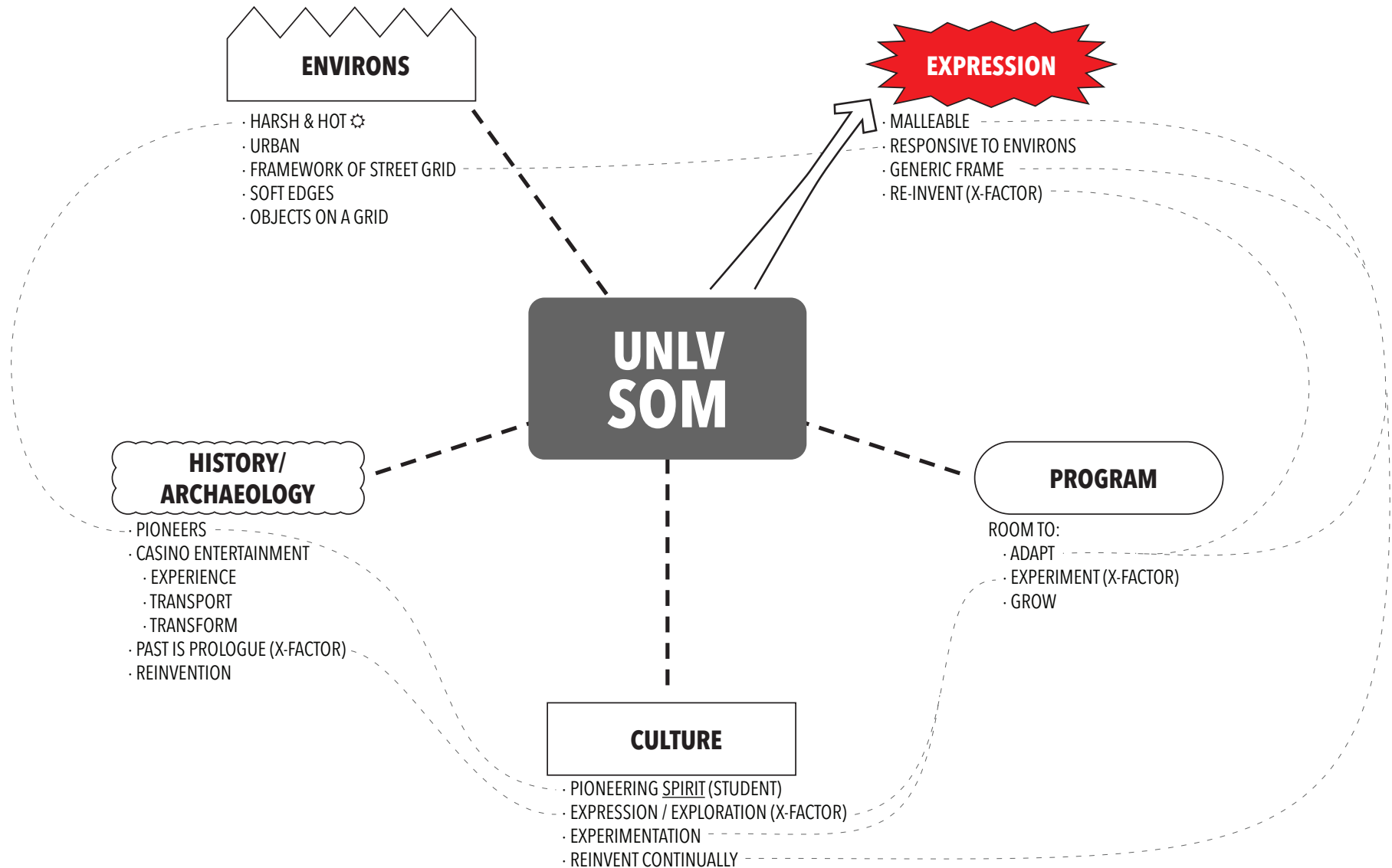


TEAM CHARRETTE





NARRATIVE



LAS VEGAS GROWTH

1950



1973



1965

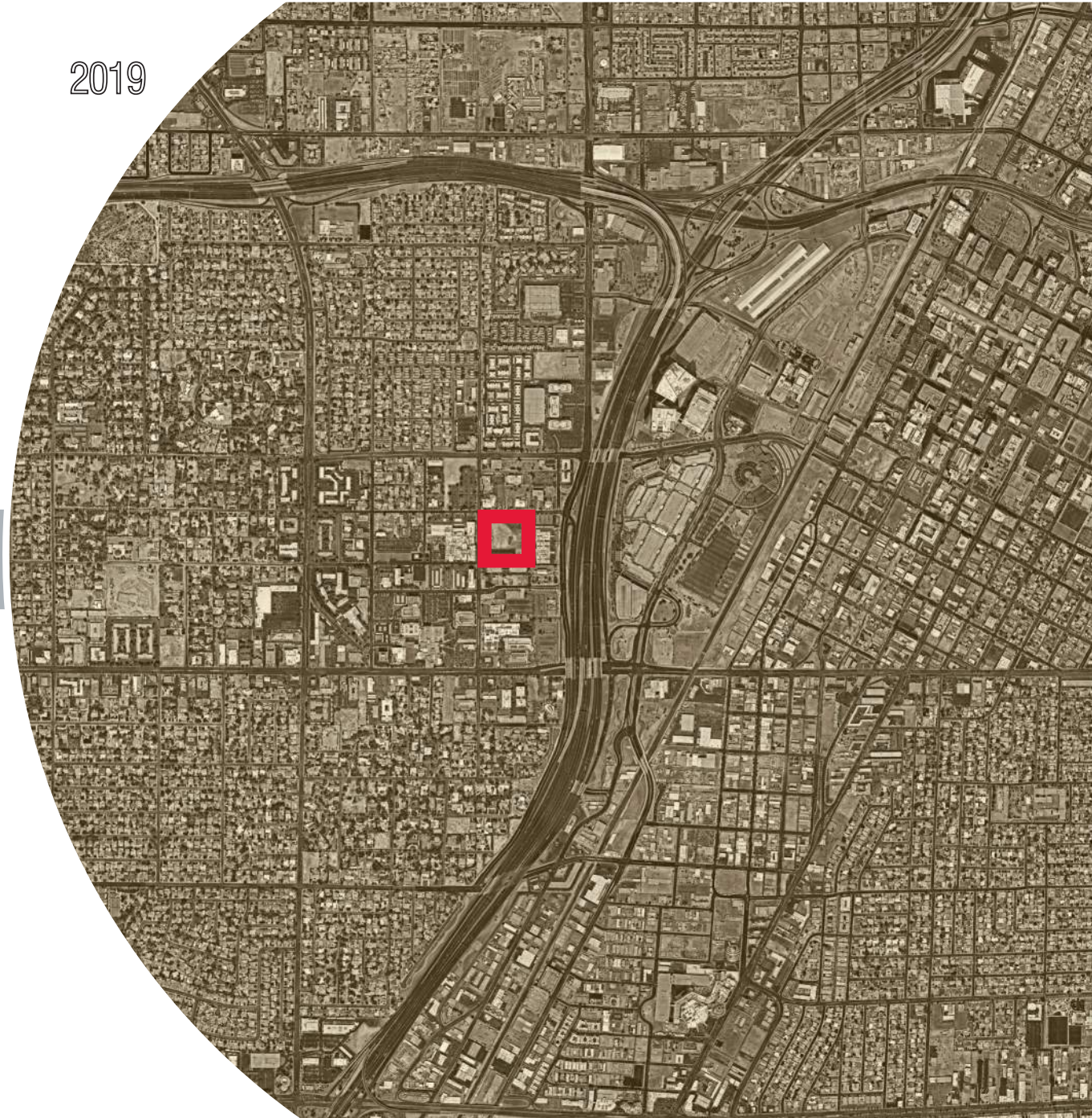


1994



2019

Future home of the **UNLV** | SCHOOL OF
MEDICINE



HISTORY AND PLACE

Stewart Ranch established near the Las Vegas Springs.

1882



Land Auction held, creating Las Vegas Townsite from Stewart Ranch Land.

1905



Art Deco Las Vegas High School buildings open for classes.

1931



El Rancho Vegas Hotel and Casino opens on Las Vegas Blvd.

1941



Re-Built Las Vegas Grammar School opens.

1936



Atomic Tourism

1950s



The Moulin Rouge, the first desegregate hotel and casino, opens and closes.

1955



1900

1910

1920

1930

1940

1950

1960



1855

Old Las Vegas Mormon Fort built near Las Vegas Creek.



1911

City of Las Vegas incorporated.



1933

The Las Vegas Post Office and Courthouse opens.



1946

Bugsy Siegel's Flamingo Hotel & Casino opens.



1959

Las Vegas Convention Center opens.



The space-age themed Landmark Hotel and Casino opens.

1969



The Mirage opens on the Strip, setting a new standard for Vegas.

1989



Las Vegas Central Library and Children's Museum opens Downtown.

1990



In typical Vegas fashion, the Landmark is demolished.

1995



Old Las Vegas Mormon Fort Renovation and Visitor Center completed Downtown.

2005



1970

1980

1990

2000

2010

2020



1963

Paul Revere Williams' Guardian Angel Cathedral opens.



1967

The googie-style Sands Hotel tower opens.



1996

The Neon Museum is established.



2009

CityCenter (Aria) opens on the Strip. The Lou Ruvo Center for Brain Health opens Downtown.



2012

The Smith Center for the Performing Arts opens Downtown.



Circa Resort & Casino



Allegiant Stadium




UNLV School of Medicine Medical Education Building



MSG Sphere



Las Vegas Convention Center Expansion



1961

The googie-style La Concha Motel opens.

tsk
314 SOUTH WATER STREET
SUITE 100
LAS VEGAS, NEVADA 89015
P: 702.456.3000

CO ARCHITECTS
5055 WILSHIRE BOULEVARD
9TH FLOOR
LOS ANGELES, CALIFORNIA 90036
P: 323.525.0500